

<b>Respondent Name</b>
Matthew Hepner
<b>Complainant Name</b>
Conner Edwards
<b>Complaint Description</b>
<p><a href="#">Conner Edwards</a> reported via the portal (Mon, 16 Sep 2024 at 12:00 PM)</p> <p><b>Description of Complaint</b></p> <p>The candidate failed to file this C3 (for a \$1200 deposit) on time, instead filing it approximately 12 days late, see link: <a href="https://apollo.pdc.wa.gov/public/registrations/campaign-finance-report/110242546">https://apollo.pdc.wa.gov/public/registrations/campaign-finance-report/110242546</a> .</p> <p>Additionally, this candidate did not appear on the August 2024 primary ballot. It appears to be a general only race.</p> <p>Despite this, he apparently accepted two \$2400 donations, which would be overlimit for this race. One from "PAC 48 of Washington" and one from "IBEW 112 PAC". See attached.</p> <p><u>Notice to Respondent</u></p> <p>I apologize to you for any inconvenience caused by this complaint.</p> <p>This complaint is one of hundreds that I have filed to highlight and ultimately fix the significant shortcomings associated with the agency responsible for administering our state's campaign finance laws.</p> <p>What are these shortcomings?</p> <p>Overcomplicated and outdated requirements that are difficult to understand and comply with. Failure to properly educate filers about the tasks they must perform to remain in compliance with applicable requirements and avoid complaints. Failure of the agency to send regular reminders to filers about pending deadlines. A failure to proactively enforce applicable requirements which enables the complaint system to become weaponized. Non-intuitive, non-user friendly, and buggy reporting software. Failure to meaningfully enforce core requirements. Failure to follow the best operating practices of other neighboring campaign finance agencies. An agency leadership structure that largely disregards stakeholder input and is slow to identify and resolve major agency deficiencies.</p> <p>I believe that the best way to motivate the agency to address these problems is by filing a large number of complaints so that the agency's problems become impossible to ignore.</p> <p>Slowly (too slowly) this strategy is starting to yield concrete and beneficial changes. You can read about these changes here: <a href="https://www.seattletimes.com/seattle-news/politics/why-one-man-filed-800-campaign-finance-complaints-against-wa-candidates/">https://www.seattletimes.com/seattle-news/politics/why-one-man-filed-800-campaign-finance-complaints-against-wa-candidates/</a></p> <p>If you believe that the agency could have done something different to help you proactively avoid the issues identified in this complaint, I hope that you will consider including it in your response. The agency, and the public, can benefit from your perspective and feedback.</p> <p>"Be the change that you wish to see in the world." — Mahatma Gandhi</p>
<b>What impact does the alleged violation(s) have on the public?</b>
The PDC has an obligation to provide transparency to the voters by enforcing filing requirements. The agency's failure to actively monitor the filings of committees and enforce filing requirements damages both the public and the candidates themselves.
<b>List of attached evidence or contact information where evidence may be found</b>
PDC Website

<b>List of potential witnesses with contact information to reach them</b>
See respondent contact info on PDC website.
<b>Certification (Complainant)</b>
I certify (or declare) under penalty of perjury under the laws of the State of Washington that information provided with this complaint is true and correct to the best of my knowledge and belief.

# Matthew A Hepner (Matthew Hepner)

Candidate for PUBLIC UTILITY COMMISSIONER for DOUGLAS PUD 01 - ELE in the 2024 election.

[Overview](#)

**[Contributions](#)**

[Expenditures](#)

[Pledges](#)

[Debts](#)

[Loans](#)

[Independent Expenditures](#)

## Cash Contributions

\$12,254.91

Shown below are contributions made to this campaign. Those reported as "in-kind" represent the contribution of goods and services.

### Contributions by Category

**Political Action Committee**

\$6,600.00

**Individual**

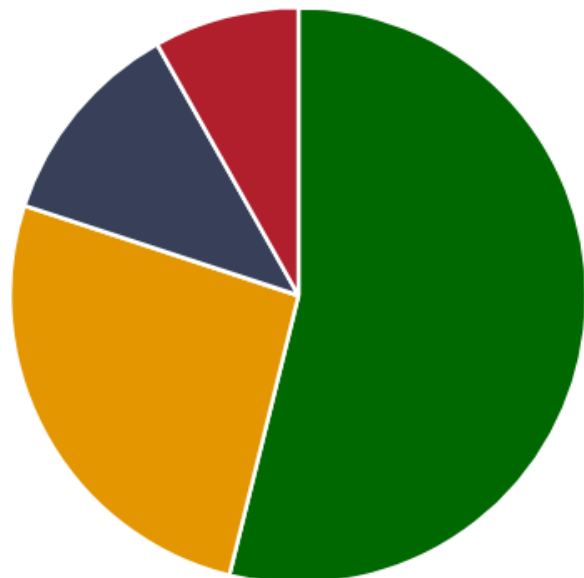
\$3,208.76

**Other**

\$1,446.15

**Union**

\$1,000.00



Results for:

No selected filters.

^ Hide Filters    🔍 Search Tips

Contributor Name

Enter text

X

City

Enter text

X

State

Select

X

Employer

Enter text

X

Occupation

Enter text

X

Amount

From

To

X

Show 

50

 entries

[Download 21 rows as CSV.](#)

Date	↕	Contributor	↕	City	↕	State	↕	Type	↕	Election	↕	Employer	↕	Occupatio
06/20/2024		PAC 48 of Washington		Vancouver		WA		Cash		Full Election				

Date	Contributor	City	State	Type	Election	Employer	Occupation
07/10/2024	IBEW Local 191 Committee on Political Education	Marysville	WA	Cash	Full Election		
06/21/2024	International Brotherhood of Electrical Workers 112 PAC	Kennewick	WA	Cash	Full Election		
08/16/2024	IBEW Local 112 PAC	Kennewick	WA	Cash	Full Election		
06/20/2024	NW Regional Council of SMART SSF	Everett	WA	Cash	Full Election		
07/22/2024	Climate Solutions Action Fund	Seattle	WA	Cash	Full Election		
08/02/2024	Salcido Malachi	Wenatchee	WA	Cash	Full Election	The Salcido Group of Companies	CEO
07/11/2024	Bonlender Brian	Seattle	WA	Cash	Full Election	Lodestar Partners	Consultan
07/16/2024	Boswell Brad	Kirkland	WA	Cash	Full Election	Boswell Consulting	Consultan
	SMALL CONTRIBUTIONS			Cash			
08/06/2024	Torres Teresita	Auburn	WA	Cash	Full Election	Waypoint Consulting	Attorney/C Affairs Co

Date	Contributor	City	State	Type	Election	Employer	Occupation
07/30/2024	Kendo Joseph	Bellevue	WA	Cash	Full Election		
07/11/2024	Haick Erin	Seattle	WA	Cash	Full Election		
07/25/2024	Foutch Madeleine	Des Moines	WA	Cash	Full Election		
08/19/2024	Palumbo Guy	Snohomish	WA	Cash	Full Election		
07/11/2024	Baldwin Blake	Wenatchee	WA	Cash	Full Election		
07/17/2024	Gomez Nicole	Seattle	WA	Cash	Full Election		
07/23/2024	Traynor John	Everett	WA	Cash	Full Election		
07/23/2024	Botcheos Marilyn	Shoreline	WA	Cash	Full Election		
07/25/2024	Salvi Julie	Olympia	WA	Cash	Full Election		
07/25/2024	Ruiz Tony	Beaverton	OR	Cash	Full Election		

Showing 1 to 21 of 21 entries

**Request PDC**

**Records**

**Other Election**

**Agencies**

**Privacy Notice**

**For Candidates**

**For Political Committees**

**For Incidental Committees**

**For Lobbyists**

**For Elected Officials**

**For Voters & the Public**

**Registration & Reporting**

**Political Disclosure Reporting Data**

**Rules & Enforcement**

**About the PDC**

**News & Events**

**Employment Opportunities**



**Facebook**



**Twitter**

**FILE ONLINE**

# August 6, 2024 Primary

Last updated on 08/20/2024 10:10 AM

Number of Precincts	49
Number of Registered Voters	26,654
Total Ballots Counted	11,371
Estimated Ballots Left to Count	
Next Ballot Count On	FINAL
Last Tabulated	08/20/2024 10:10 AM
Voter Turnout	42.66%
Certification Date	08/20/2024
Export Results	<a href="#">CSV</a> · <a href="#">XML</a>   <a href="#">Precincts CSV</a>

## Fire

WENATCHEE VALLEY FIRE DEPARTMENT PROPOSITION NO. 1 *Multi-county race. Results include only Douglas County.		
Measure	Vote	Vote %
Yes <div></div>	5,308	61.22%
No <div></div>	3,362	38.78%
Total Votes	8,670	
<a href="#">Multi-county Results »</a> <a href="#">Precinct Results »</a>		

## Federal

United States U.S. Senator *Multi-county race. Results include only Douglas County.		
Candidate	Vote	Vote %
Mel Ram (Prefers Republican Party) <div></div>	1,239	11.44%
Dr Raul Garcia (Prefers GOP Party) <div></div>	3,293	30.41%
David Tilton	89	0.82%



(Prefers Non-Partisan Party)		
<div>Maria Cantwell</div> <div>(Prefers Democratic Party)</div> <div></div>	3,680	33.99%
<div>Chuck Jackson</div> <div>(Prefers Independent Party)</div> <div></div>	108	1%
<div>Isaac A Holyk</div> <div>(Prefers Republican Party)</div> <div></div>	1,275	11.78%
<div>Henry Clay Dennison</div> <div>(Prefers Socialist Workers Party)</div>	25	0.23%
<div>Scott Nazarino</div> <div>(Prefers Republican Party)</div> <div></div>	813	7.51%
<div>Paul Lawrence Giesick</div> <div>(Prefers Democratic Party)</div> <div></div>	83	0.77%
<div>Thor Amundson</div> <div>(Prefers Independent Party)</div> <div></div>	74	0.68%
<div>Goodspaceguy</div> <div>(Prefers Republican Party)</div> <div></div>	131	1.21%
WRITE-IN	17	0.16%
<b>Total Votes</b>	<b>10,827</b>	
<a href="#">Precinct Results »</a> <a href="#">Statewide Results »</a>		

## Congressional





CONGRESSIONAL DISTRICT 4 U.S. Representative *Multi-county race. Results include only Douglas County.		
Candidate	Vote	Vote %
<div>Mary Baechler</div> <div>(Prefers Democratic Party)</div> <div></div>	1,807	16.67%

<b>Jerrod Sessler</b> (Prefers Republican Party) <div></div>	3,542	32.68%
<b>John Malan</b> (Prefers MAGA Democrat Party)	50	0.46%
<b>Dan Newhouse</b> (Prefers Republican Party) <div></div>	2,629	24.26%
<b>Benny "BG3" Garcia</b> (Prefers Independent Party) <div></div>	81	0.75%
<b>Barry Knowles</b> (Prefers Democrat Party) <div></div>	226	2.09%
<b>Tiffany Smiley</b> (Prefers Republican Party) <div></div>	2,103	19.4%
<b>"Birdie" Jane Muchlinski</b> (Prefers Democratic Party) <div></div>	396	3.65%
WRITE-IN	4	0.04%
<b>Total Votes</b>	<b>10,838</b>	
<a href="#">Precinct Results »</a> <a href="#">Statewide Results »</a>		

CONGRESSIONAL DISTRICT 8 U.S. Representative *Multi-county race. Results include only Douglas County.		
Candidate	Vote	Vote %
<b>Kim Schrier</b> (Prefers Democratic Party) <div></div>	84	40.38%
<b>Carmen Goers</b> (Prefers Republican Party) <div></div>	121	58.17%
<b>Keith Arnold</b> (Prefers Democratic Party) <div></div>	2	0.96%
<b>Imraan Siddiqi</b> (Prefers Democratic Party)	1	0.48%

WRITE-IN	0	
<b>Total Votes</b>	<b>208</b>	
<a href="#">Precinct Results »</a> <a href="#">Statewide Results »</a>		

State Executive

Washington State Governor *Multi-county race. Results include only Douglas County.		
Candidate	Vote	Vote %
<b>Jim Daniel</b> (Prefers Republican Party) 	151	1.34%
<b>Cassondra Magdalene Hanson</b> (Prefers Democratic Party) 	148	1.32%
<b>Jeff Curry</b> (Prefers Independent Party)	24	0.21%
<b>Alex Tsimerman</b> (Prefers Standup-America Party)	5	0.04%
<b>Mark Mullet</b> (Prefers Democratic Party) 	250	2.22%
<b>Martin Lee Wheeler</b> (Prefers Republican Party)	43	0.38%
<b>Jennifer Hoover</b> (Prefers Republican Party) 	61	0.54%
<b>Andre Stackhouse</b> (Prefers Green Party)	18	0.16%
<b>EL'ona Kearney</b> (Prefers Democratic Party)	54	0.48%
<b>Ricky Anthony</b> (Prefers Democratic Party)	19	0.17%





<b>Bob Ferguson</b> (Prefers Democratic Party) <div></div>	2,687	23.91%
<b>Chaytan Inman</b> (Prefers Democratic Party)	14	0.12%
<b>Michael DePaula</b> (Prefers Libertarian Party)	21	0.19%
<b>Dave Reichert</b> (Prefers Republican Party) <div></div>	5,967	53.09%
<b>Don L Rivers</b> (Prefers Democratic Party)	20	0.18%
<b>Jim Clark</b> (States No Party Preference)	23	0.2%
<b>Fred Grant</b> (Prefers Democratic Party)	17	0.15%
<b>Leon A Lawson</b> (Prefers Trump Republican Party) <div></div>	248	2.21%
<b>Edward Cale IV</b> (Prefers Democratic Party)	3	0.03%
<b>Frank Dare</b> (Prefers Independent Party)	5	0.04%
<b>William Combs</b> (Prefers Independent Party)	6	0.05%
<b>Alan Makayev</b> (Prefers Nonsense Busters Party)	1	0.01%
<b>Brian Bogen</b> (Prefers Nonpartisan Party)	8	0.07%
<b>A.L. Brown</b> (Prefers Republican Party)	19	0.17%
<b>Brad Mjelde</b>	6	0.05%

(States No Party Preference)		
<b>Bill Hirt</b> (Prefers Republican Party)	10	0.09%
<b>Rosetta Marshall-Williams</b> (Prefers Independence Party)	11	0.1%
<b>Semi Bird</b> (Prefers Republican Party) <div></div>	1,389	12.36%
WRITE-IN	11	0.1%
<b>Total Votes</b>	<b>11,239</b>	
<a href="#">Precinct Results »</a> <a href="#">Statewide Results »</a>		

Washington State Lt. Governor *Multi-county race. Results include only Douglas County.		
Candidate	Vote	Vote %
<b>Patrick "Pat" Harman</b> (Prefers Liberal Republican Party) <div></div>	323	3.11%
<b>David Griffin</b> (Prefers Democratic Party) <div></div>	801	7.7%
<b>Bob Hagglund</b> (Prefers Republican Party) <div></div>	3,199	30.76%
<b>Dan Matthews</b> (Prefers Republican Party) <div></div>	3,574	34.37%
<b>Denny Heck</b> (Prefers Democratic Party) <div></div>	2,490	23.94%
WRITE-IN	12	0.12%
<b>Total Votes</b>	<b>10,399</b>	



## Washington State Secretary of State

\*Multi-county race. Results include only Douglas County.

Candidate	Vote	Vote %
<b>Marquez Tiggs</b> (Prefers Democratic Party) 	529	4.87%
<b>Dale Whitaker</b> (Prefers Republican Party) 	7,056	65%
<b>Damon Townsend</b> (Prefers No Labels Party) 	329	3.03%
<b>Steve Hobbs</b> (Prefers Democratic Party) 	2,929	26.98%
WRITE-IN	12	0.11%
<b>Total Votes</b>	<b>10,855</b>	



## Washington State State Treasurer

\*Multi-county race. Results include only Douglas County.

Candidate	Vote	Vote %
<b>Mike Pellicciotti</b> (Prefers Democratic Party) 	3,350	31.03%
<b>Sharon Hanek</b> (Prefers Republican Party) 	7,434	68.86%
WRITE-IN	12	0.11%
<b>Total Votes</b>	<b>10,796</b>	




## Washington State State Auditor

\*Multi-county race. Results include only Douglas County.

Candidate	Vote	Vote %
<b>Matt Hawkins</b> (Prefers Republican Party) 	7,466	69.14%
<b>Pat (Patrice) McCarthy</b> (Prefers Democratic Party) 	3,324	30.78%
WRITE-IN	9	0.08%
<b>Total Votes</b>	<b>10,799</b>	
<a href="#">Precinct Results »</a> <a href="#">Statewide Results »</a>		


## Washington State Attorney General








\*Multi-county race. Results include only Douglas County.






Candidate	Vote	Vote %
<b>Pete Serrano</b> (Prefers Republican Party) 	7,462	68.37%
<b>Nick Brown</b> (Prefers Democratic Party) 	2,254	20.65%
<b>Manka Dhingra</b> (Prefers Democratic Party) 	1,185	10.86%
WRITE-IN	13	0.12%
<b>Total Votes</b>	<b>10,914</b>	
<a href="#">Precinct Results »</a> <a href="#">Statewide Results »</a>		

## Washington State Commissioner of Public Lands

\*Multi-county race. Results include only Douglas County.









Candidate	Vote	Vote %
<b>Allen Lebovitz</b> (Prefers Democratic Party) 	596	5.66%

		
<b>Jaime Herrera Beutler</b> (Prefers Republican Party) 	3,827	36.33%
<b>Dave Upthegrove</b> (Prefers Democratic Party) 	1,302	12.36%
<b>Sue Kuehl Pederson</b> (Prefers Republican Party) 	3,358	31.88%
<b>Patrick DePoe</b> (Prefers Democratic Party) 	653	6.2%
<b>Jeraloe Anderson</b> (Prefers Democratic Party) 	356	3.38%
<b>Kevin Van De Wege</b> (Prefers Democratic Party) 	432	4.1%
WRITE-IN	9	0.09%
<b>Total Votes</b>	<b>10,533</b>	
<a href="#">Precinct Results »</a> <a href="#">Statewide Results »</a>		





Washington State Superintendent of Public Instruction *Multi-county race. Results include only Douglas County.		
Candidate	Vote	Vote %
<b>Reid Saaris</b> 	1,156	12.31%
<b>Chris Reykdal</b> 	3,096	32.96%
<b>John Patterson Blair</b> 	801	8.53%
<b>David Olson</b> 	4,283	45.59%
<b>WRITE-IN</b> 	58	0.62%







<b>Total Votes</b>	<b>9,394</b>	
<a href="#">Precinct Results »</a> <a href="#">Statewide Results »</a>		

Washington State Insurance Commissioner *Multi-county race. Results include only Douglas County.		
Candidate	Vote	Vote %
Patty Kuderer (Prefers Democratic Party) 	2,308	22.43%
Chris D. Chung (Prefers Democratic Party) 	290	2.82%
Jonathan Hendrix (States No Party Preference) 	355	3.45%
Bill Boyd (Prefers Democratic Party) 	434	4.22%
John Pestinger (Prefers Democratic Party) 	235	2.28%
Tim Verzal (States No Party Preference) 	102	0.99%
Phil Fortunato (Prefers Republican Party) 	4,673	45.41%
Justin Murta (Prefers Republican Party) 	1,881	18.28%
WRITE-IN	12	0.12%
<b>Total Votes</b>	<b>10,290</b>	
<a href="#">Precinct Results »</a> <a href="#">Statewide Results »</a>		

LEGISLATIVE DISTRICT 7 State Representative Pos. 1  
\*Multi-county race. Results include only Douglas County.



Candidate	Vote	Vote %
Teagan Levine (Prefers Republican Party) 	2,021	26.7%
Andrew Engell (Prefers Republican Party) 	3,126	41.3%
Soo Ing-Moody (Prefers Republican Party) 	2,229	29.45%
WRITE-IN 	193	2.55%
<b>Total Votes</b>	<b>7,569</b>	
<a href="#">Precinct Results »</a> <a href="#">Statewide Results »</a>		

LEGISLATIVE DISTRICT 7 State Representative Pos. 2  
\*Multi-county race. Results include only Douglas County.

Candidate	Vote	Vote %
Ronald L McCoy (Prefers Republican Party) 	1,484	17.18%
Hunter Abell (Prefers Republican Party) 	2,594	30.04%
Pat Bell (Prefers Republican Party) 	1,973	22.85%
Paul "Rocky" Dean (Prefers Democratic Party) 	2,574	29.81%
WRITE-IN	11	0.13%
<b>Total Votes</b>	<b>8,636</b>	
<a href="#">Precinct Results »</a> <a href="#">Statewide Results »</a>		



## LEGISLATIVE DISTRICT 13 State Representative Pos. 1

\*Multi-county race. Results include only Douglas County.

Candidate	Vote	Vote %
<b>Tom Dent</b> (Prefers Republican Party) 	1,253	97.06%
<b>WRITE-IN</b> 	38	2.94%
<b>Total Votes</b>	<b>1,291</b>	
<a href="#">Precinct Results »</a> <a href="#">Statewide Results »</a>		



## LEGISLATIVE DISTRICT 13 State Representative Pos. 2






\*Multi-county race. Results include only Douglas County.

Candidate	Vote	Vote %
<b>Alex Ybarra</b> (Prefers Republican Party) 	1,245	97.19%
<b>WRITE-IN</b> 	36	2.81%
<b>Total Votes</b>	<b>1,281</b>	
<a href="#">Precinct Results »</a> <a href="#">Statewide Results »</a>		





## Commissioner

### Commissioner District #1 County Commissioner 1

Candidate	Vote	Vote %
<b>Dan Sutton</b> (Prefers Republican Party) 	2,410	95.86%
<b>WRITE-IN</b> 	104	4.14%
<b>Total Votes</b>	<b>2,514</b>	
<a href="#">Precinct Results »</a>		



Commissioner District #2 County Commissioner 2		
Candidate	Vote	Vote %
<b>Paula Lamanna</b> (States No Party Preference) 	755	20.35%
<b>Katie L Shafer</b> (Prefers Republican Party) 	729	19.65%
<b>Austin Flemens</b> (Prefers Republican Party) 	601	16.2%
<b>Jimmy Sherrell</b> (Prefers Republican Party) 	535	14.42%
<b>Randy Agnew</b> (Prefers Republican Party) 	1,076	29%
WRITE-IN	14	0.38%
<b>Total Votes</b>	<b>3,710</b>	
<a href="#">Precinct Results »</a>		

## Judicial



SUPREME COURT Justice Position #02 *Multi-county race. Results include only Douglas County.		
Candidate	Vote	Vote %
<b>Todd A. Bloom</b> 	2,054	22.59%
<b>Sal Mungia</b> 	2,144	23.58%
<b>David R Shelvey</b> 	625	6.87%
<b>Dave Larson</b> 	4,216	46.38%
WRITE-IN	52	0.57%

<b>Total Votes</b>	<b>9,091</b>	
<a href="#">Multi-county Results »</a> <a href="#">Precinct Results »</a>		


## Fire



FIRE DISTRICT NO. 5 Proposition No. 1		
Measure	Vote	Vote %
Approved 	214	76.43%
Rejected 	66	23.57%
<b>Total Votes</b>	<b>280</b>	
<a href="#">Precinct Results »</a>		

## PCO

PRECINCT 104 Precinct Committee Officer - Republican		
Candidate	Vote	Vote %
Marl Kane 	116	59.49%
ROBERT NANSEL 	79	40.51%
<b>Total Votes</b>	<b>195</b>	
<a href="#">Precinct Results »</a>		

PRECINCT 201 Precinct Committee Officer - Republican		
Candidate	Vote	Vote %
WALKER SJOLANDER 	36	24%

Rich Metcalfe 	114	76%
<b>Total Votes</b>	<b>150</b>	
<a href="#">Precinct Results »</a>		

PRECINCT 206 Precinct Committee Officer - Republican		
Candidate	Vote	Vote %
Joe Hinkle 	120	75.95%
Gerry Crum 	38	24.05%
<b>Total Votes</b>	<b>158</b>	
<a href="#">Precinct Results »</a>		

# Matthew A Hepner (Matthew Hepner)

Candidate for PUBLIC UTILITY COMMISSIONER for DOUGLAS PUD 01 - ELE in the 2024 election.

## Overview

## Contributions

## Expenditures

## Pledges

## Debts

## Loans

## Independent Expenditures

### Candidate Overview

Registered May 24, 2024

📍 302 s iowa east wenatchee, 98802

✉ [matthew.a.hepner@gmail.com](mailto:matthew.a.hepner@gmail.com)

### Candidacy Status

↳ Candidate registered (5/24/2024)

↳ Candidate declared (5/10/2024)

↳ Qualified for general

## Financial Overview

<b>\$0.00</b>	+	<b>\$12,254.91</b>	+	<b>\$0.00</b>	=	<b>\$12,254.91</b>
Starting balance		Contributions		Loans		Total raised

<b>\$840.05</b>		<b>\$0.00</b>		<b>\$0.00</b>
Total spent		Pledges		Debt

<b>\$0.00</b>		<b>\$0.00</b>
Independent expenditures for		Independent expenditures against

## Candidate Reports and Forms

- [Registration Form](#)
- [Financial Affairs Report](#)
- [Surplus Funds Account](#)
- [Contributors and Vendors Map](#)

## Made to candidate for 2024

### Contributions

See who has contributed cash and in-kind (non-monetary) contributions to the campaign.



### Contributions made to candidate for 2024

Political Action Committee

\$6,600.00

Individual

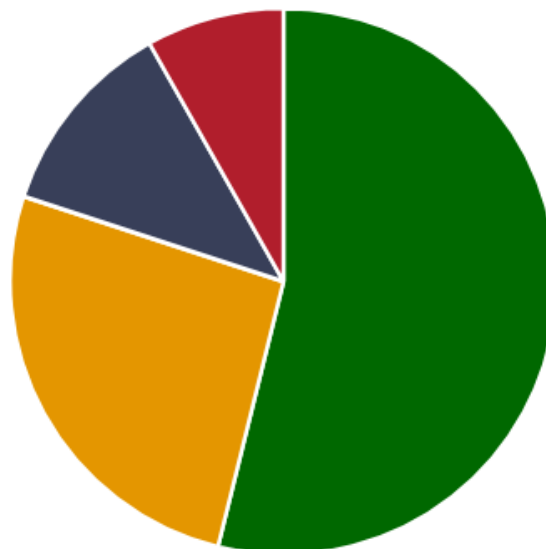
\$3,208.76

Other

\$1,446.15

Union

\$1,000.00



### Made by candidate for 2024

#### Expenditures

See how the campaign has spent money, and what kind of goods and services it received as in-kind contributions.

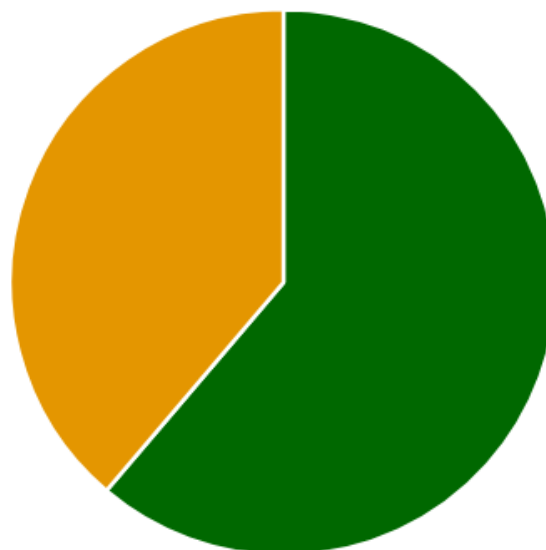
### Expenditures made by candidate for 2024

Design/graphic art, etc.

\$514.25

Digital advertising

\$325.80



# Candidates Filed for this Position

Show 

10

 entries      Search:

**\*** declared candidates (eligible for election)

Candidate	Contributions	Expenditures
<u>Matthew A Hepner (Matthew Hepner)</u> *	\$12,254.91	\$840.05
<u>Ronald E. Skagen (Ron Skagen)</u> *	\$0.00	\$0.00

## Spending for and against this candidate

### Independent Expenditures

Independent expenditures are made by third parties that are not part of a candidate’s campaign.

**No independent expenditures reported.**

Incurred by candidate

**Debts**

This information shows the debt for the campaign as of the submission date of the related report.

**Outstanding debt for campaign is \$0.00**

# Campaign Finance Reports

See the reports filed by the candidate. Reports with a strikethrough were amended by another report.

Show 

25

 entries

Download 9 rows as CSV.

Period	Report Number	Filed	Report	Form Type	Election Year
05/24/2024 - 05/31/2024	110222197	06/11/2024	<a href="#">View Report</a>	C4	2024
06/01/2024 - 06/30/2024	110227551	07/08/2024	<a href="#">View Report</a>	C4	2024
06/25/2024 - 06/25/2024	110227548	07/08/2024	<a href="#">View Report</a>	C3	2024
07/01/2024 - 07/31/2024	110238267	08/13/2024	<a href="#">View Report</a>	C4 - Amended	2024
<del>07/01/2024 - 07/31/2024</del>	<del>110238264</del> Amended by: 110238267	08/13/2024	<a href="#">View Report</a>	C4	2024

Period	Report Number	Filed	Report	Form Type	Election Year
07/29/2024 - 07/29/2024	110238262	08/13/2024	<a href="#">View Report</a>	C3	2024
08/01/2024 - 08/31/2024	110243436	09/09/2024	<a href="#">View Report</a>	C4	2024
08/16/2024 - 08/16/2024	110243395	09/09/2024	<a href="#">View Report</a>	C3	2024
09/09/2024 - 09/09/2024	110243384	09/09/2024	<a href="#">View Report</a>	C3	2024
Showing 1 to 9 of 9 entries				<a href="#">Previous</a>	<a href="#">1</a> <a href="#">Next</a>

Contact Us

Subscribe

Glossary

Request PDC

Records

Other Election

Agencies

Privacy Notice

For Candidates

For Political Committees

For Incidental Committees

For Lobbyists

For Elected Officials

For Voters & the Public

Registration & Reporting

**Political Disclosure Reporting Data**

**Rules & Enforcement**

**About the PDC**

**News & Events**

**Employment Opportunities**



**Facebook**



**Twitter**

**FILE ONLINE**