

Complaint Description

[Mpettigrew](#) (Thu, 13 Jun 2019 at 5:13 PM)

Patrick M. Shanahan served as a trustee on the University of Washington Board of Regents from January 2012 until his appointment as Deputy Secretary of Defense in 2017. Mr. Shanahan first filed his Personal Financial Affairs Statements in April of 2012 as an incoming board member.

42.17A.700 (h) A list of all real property in the state of Washington acquired during the preceding calendar year.

On March 6th, 2012 Mr. Shanahan purchased a lakefront estate at 3941 NE Surber Dr. in Seattle 2012 for \$2,810,000 in a non-arm's length transaction. This was not disclosed on Mr. Shanahan's annual Personal Financial Interest Statements covering 2012.

42.17A.700 (c) The name and address of each creditor

On April 6th, 2012 Mr. Shanahan took out a deed of trust (mortgage) for \$1,750,000 from PHH Mortgage Company. This was not disclosed on Mr. Shanahan's annual Personal Financial Interest Statements covering 2012 or 2013.

42.17A.700 (j) A list of all real property in the state of Washington

Mr. Shanahan owned the Surber Drive property during all the years he served on the Board of Regent's yet this property was not disclosed on Mr. Shanahan's annual Personal Financial Interest Statements covering 2012, 2013, 2014 or 2015. Mr. Shanahan only disclosed this property on his filing covering 2016 after he was nominated for Deputy Secretary of Defense and had filed his disclosure with the federal Office of Government Ethics.

42.17A.700 (b) each other item of intangible personal property in which a direct financial interest was held that exceeding \$2,000 during the reporting period

In his Personal Financial Affairs Statements filed on April 6th, 2012 as a newly appointed Regent, Mr. Shanahan lists a brokerage account with McAdams, Wright, Ragen at 777 108th Ave. NE, Suite 1600 in Bellevue valued at the then maximum of \$100,000 or greater. This account then disappears from his statements covering 2012, 2013, 2014 and 2015, but reappears in his May 3rd, 2017 filing covering 2016 as a brokerage account with Robert W. Baird & Co. at the same address and suite number in Bellevue above, at the then maximum of \$120,000 or greater. Mr. Shanahan's May 3rd 2017 filing with the PDC comes after he filed his nominee disclosure form with the federal Office of Government Ethics on April 8th, 2017 where he disclosed **over 400 stock and bond holdings.**

What impact does the alleged violation(s) have on the public?

The public was misled about Mr. Shanahan's Washington property ownership and a liability on that property. The public was led to believe that Mr. Shanahan only owned a vacant lot on Whidbey Island. The public was likely unaware of Mr. Shanahan's vast stock and bond holdings and were led to believe that he only had stock in the Boeing Company and Roche of Switzerland in addition to an IRA at EMC. This deprived the public an opportunity to review whether he might appear to have or actually have any conflict of interests.

List of attached evidence or contact information where evidence may be found.

The King County Recorder has the documents related to the Surber Drive property. The federal Office of Government Ethics has Mr. Shanahan's 2017 financial disclosure showing his vast stock and bond portfolio.

List of potential witnesses with contact information to reach them.

Complaint Certification:

I certify (or declare) under penalty of perjury under the laws of the State of Washington that information provided with this complaint is true and correct to the best of my knowledge and belief.

When Recorded Mail To:
Indecomm Global Services
2925 Country Drive
St. Paul, MN 55117



20130812001888


INDECOMM HOLDI FR 72.00
PAGE-001 OF 001
08/12/2013 15:22
KING COUNTY, WA

Full Reconveyance

KNOW ALL MEN BY THESE PRESENTS, that the undersigned Trustee or successor Trustee, **First American Title Insurance Company, a Corporation** under that certain Deed of Trust described below, having received from the Beneficiary under said Deed of Trust a written request to reconvey, reciting that the obligation secured by said Deed of Trust has been fully paid and performed, hereby does grant, bargain, sell and convey, but without any covenant or warranty, express or implied, to the person or persons legally entitled thereto, all of the estate held by the undersigned in and to said below described premises by virtue of said Deed of Trust.

Borrowers: **PATRICK M SHANAHAN**
Original Beneficiary: **MORTGAGE ELECTRONIC REGISTRATION SYSTEMS, INC (MERS), as nominee for PHH MORTGAGE CORPORATION**, its successors and assigns, whose address is **P.O. Box 2026, Flint MI 48501-2026**
Original Trustee: **FIRST AMERICAN TITLE**
Loan Amount: **\$1750000.00**
Date of Deed of Trust: **April 6, 2012**
Date Recorded: **April 11, 2012**
Book/Page:
Document Number: **20120411001326**
And recorded in the official records of **King County, State of Washington**

IN WITNESS WHEREOF, the undersigned has caused these presents to be executed on this date of 7/11/13



+U04061964+

1427 7/5/2013 78852920/1

First American Title Insurance Company, a Corporation

By: Lori Whitehead
Lori Whitehead, Authorized Agent

State of **Utah**, County of **Salt Lake**

On this date of 7/11/13 before me, the undersigned authority, a **Notary Public** duly commissioned, qualified and acting within and for the aforementioned State and County, personally appeared the within named Lori Whitehead known to me (or identified to me on the basis of satisfactory evidence) that he/she is the **Authorized Agent** respectively of **First American Title Insurance Company, a Corporation** and is duly authorized in his/her respective capacity to execute the foregoing instrument for and in the name and on behalf of said corporation and that said corporation executed the same, and further stated and acknowledged that he/she had so signed, executed and delivered said instrument for the consideration, uses and purposes therein mentioned and set forth.


WITNESS my hand and official seal on the date hereinabove set forth.

Amelia Kranendonk

Amelia Kranendonk
Notary Public in and for State of Utah
My Commission Expires: **March 26, 2016**
Residing at Salt Lake County, Utah

Prepared By: Rebecca Prieve
Mortgage Service Center
1 Mortgage Way, MS SV03
Mt. Laurel, New Jersey USA 08054-5452

Loan#: **7124015038**
Invoice#: **E2323964**
CostCenter#: **USR**
Package#: **78852920**
Document#: **4061964**
MIN: **100020071240150388**
MERS Phone: 1-888-679-6377



CW TITLE
CS 4088537 ①

2/63



20120411001325

CW TITLE CO WD 63.00
PAGE-001 OF 002
04/11/2012 15:43
KING COUNTY, WA

When Recorded Return To:

PATRICK M SHANAHAN
3941 NE SURBER DR
SEATTLE, WA 98105

E2538057

04/11/2012 15:40
KING COUNTY, WA
TAX \$50,023.00
SALE \$2,810,000.00

Escrow No. 12-7209LV

PAGE-001 OF 001

STATUTORY WARRANTY DEED

THE GRANTOR(S) JO-ANN G SHANAHAN, TRUSTEE OF THE SHANAHAN REVOCABLE TRUST, DATED 02-14-09 A Trust

for and in consideration of TEN DOLLARS AND OTHER GOOD AND VALUABLE CONSIDERATION in hand paid, conveys and warrants to

PATRICK M SHANAHAN, AN UNMARRIED MAN

the following described real estate, situated in the County of KING, State of WASHINGTON.

LOT 6 IN BLOCK 7 OF BELVOIR, AN ADDITION TO THE CITY OF SEATTLE, AS PER PLAT RECORDED IN VOLUME 29 OF PLATS, PAGE 2, RECORDS OF KING COUNTY AUDITOR; SITUATE IN THE CITY OF SEATTLE, COUNTY OF KING, STATE OF WASHINGTON.
Tax Parcel Number(s): 0723000485

Subject to:

EASEMENTS, RESTRICTIONS, RESERVATIONS, CONDITIONS AND COVENANTS OF RECORD AS DESCRIBED IN EXHIBIT "A" ATTACHED HERETO AND MADE A PART HEREOF.

Dated this Sixth day of March, 2012

THE SHANAHAN REVOCABLE TRUST, DATED 02-14-09

By: Jo-Anne G. Shanahan, Trustee
JO-ANNE G. SHANAHAN, TRUSTEE

State of WASHINGTON

County of KING

} ss.

I certify that I know or have satisfactory evidence that JO-ANNE G. SHANAHAN is/are the person(s) who appeared before me, and said person(s) acknowledged that she signed this instrument, on oath stated that she is authorized to execute the instrument and acknowledged it as the TRUSTEE of THE SHANAHAN REVOCABLE TRUST, DATED 02-14-09 to be the free and voluntary act of such party for the uses and purposes mentioned in this instrument.

DATED: 3/6/2012

Lucinda J. Vergason
Notary Public in and for the State of WASHINGTON,
residing at Edmonds
appointment expires: 1/30/16




Exhibit "A"

SUBJECT TO:
2nd half Real Property taxes for the year 2012,

RIGHT OF THE PUBLIC TO MAKE NECESSARY SLOPES FOR CUTS OR FILLS UPON THE LAND HEREIN DESCRIBED IN THE REASONABLE ORIGINAL GRADING OF STREETS, AVENUES, ALLEYS AND ROADS, AS DEDICATED IN THE PLAT RECORDED UNDER RECORDING NUMBER 2199890.

SIDE SEWER EASEMENT AND THE TERMS AND CONDITIONS THEREOF:

6 FEET IN WIDTH, LOCATED ALONG THE LINE OF THE LAND, AS CONSTRUCTED:
RECORDED: NOVEMBER 3, 1945
RECORDING NO.: 3514701

COVENANTS, CONDITIONS AND RESTRICTIONS IMPOSED BY INSTRUMENT RECORDED ON AUGUST 13, 1926, UNDER RECORDING NO. 2226209.

NOTE: RESTRICTIONS INDICATING ANY PREFERENCE, LIMITATION OR DISCRIMINATION BASED ON RACE, COLOR, RELIGION, SEX, HANDICAP, FAMILIAL STATUS OR NATIONAL ORIGIN HAVE BEEN DELETED.

UNDERGROUND UTILITY CONSTRUCTION AND LIEN AGREEMENT AND THE TERMS AND CONDITIONS THEREOF:

RECORDED: APRIL 18, 1968
RECORDING NO.: 6335226

RESERVATIONS CONTAINED IN DEED FROM THE STATE OF WASHINGTON RECORDED UNDER RECORDING NO. 603696, RESERVING TO THE GRANTOR ALL OIL, GASES, COAL, ORES, MINERALS, FOSSILS, ETC., AND THE RIGHT OF ENTRY FOR OPENING, DEVELOPING AND WORKING THE SAME, AND PROVIDING THAT SUCH RIGHTS SHALL NOT BE EXERCISED UNTIL PROVISION HAS BEEN MADE FOR FULL PAYMENT OF ALL DAMAGES SUSTAINED BY REASON OF SUCH ENTRY.

RIGHT OF STATE OF WASHINGTON OR ITS SUCCESSORS, SUBJECT TO PAYMENT OF COMPENSATION THEREFOR, TO ACQUIRE RIGHTS-OF-WAY FOR PRIVATE RAILROADS, SKID ROADS, FLUMES, CANALS, WATER COURSES OR OTHER EASEMENTS FOR TRANSPORTING AND MOVING TIMBER, STONE, MINERALS AND OTHER PRODUCTS FROM THIS AND OTHER LAND, AS RESERVED IN DEED REFERRED TO ABOVE.

RIGHT OF THE STATE OF WASHINGTON IN AND TO THAT PORTION, IF ANY, OF THE LAND HEREIN DESCRIBED WHICH LIES BELOW THE LINE OF ORDINARY HIGH WATER OF LAKE WASHINGTON.

ANY CHANGE IN THE BOUNDARY OR LEGAL DESCRIPTION OF THE LAND DESCRIBED HEREIN, DUE TO A SHIFT OR CHANGE IN THE COURSE OF LAKE WASHINGTON.

ANY RESTRICTIONS ON THE USE OF ANY PORTION OF THE LAND SUBJECT TO SUBMERGENCE THAT DERIVE FROM THE RIGHTS OF THE PUBLIC AND RIPARIAN OWNERS TO USE ANY WATERS WHICH MAY COVER THAT PORTION.

RIGHTS AND EASEMENTS OF THE PUBLIC FOR COMMERCE, NAVIGATION, RECREATION AND FISHERIES.

ANY FACTS, RIGHTS, INTERESTS OR CLAIMS WHICH ARE NOT SHOWN BY THE PUBLIC RECORDS BUT WHICH COULD BE ASCERTAINED BY AN INSPECTION OF THE LAND OR WHICH MAY BE ASSERTED BY PERSONS IN POSSESSION, OR CLAIMING TO BE IN POSSESSION THEREOF.

ANY ENCROACHMENT, ENCUMBRANCE, VIOLATION, VARIATION, OR ADVERSE CIRCUMSTANCE AFFECTING THE TITLE THAT WOULD BE DISCLOSED BY AN ACCURATE AND COMPLETE LAND SURVEY OF THE LAND, AND THAT IS NOT SHOWN BY THE PUBLIC RECORDS.

THE ABOVE MATTERS AS SHOWN IN EXCEPTIONS 12 AND 13 MAY BE REMOVED UPON SUBMISSION OF AN ALTA SURVEY.

EASEMENT AND THE TERMS AND CONDITIONS THEREOF:

GRANTEE: RONALD K. TANEMURA AND TINA M. YAMAGIWA
PURPOSE: TEMPORARY ACCESS EASEMENT
AREA AFFECTED: A PORTION OF SAID PREMISES
RECORDED: MARCH 6, 2012
RECORDING NO.: 20120306001595

King County Department of Assessments

Fair, Equitable, and Understandable Property Valuations

You're In: [Assessor](#) >> [Look up Property Info](#) >> [eReal Property](#)

Department of Assessments

500 Fourth Avenue, Suite ADM-AS-0708, Seattle, WA 98104

Office Hours: Mon - Fri 8:30 a.m. to 4:30 p.m.

TEL: 206-296-7300
FAX: 206-296-5107
TTY: 206-296-7888

[Send us mail](#)

- [New Search](#)
- [Property Tax Bill](#)
- [Map This Property](#)
- [Glossary of Terms](#)
- [Area Report](#)
- [Print Property Detail](#)

ADVERTISEMENT

PARCEL DATA

Parcel	072300-0485	Jurisdiction	SEATTLE
Name	SHANAHAN PATRICK M	Levy Code	0010
Site Address	3941 SURBER DR NE 98105	Property Type	R
Residential Area	046-009 (NW Appraisal District)	Plat Block / Building Number	7
Property Name		Plat Lot / Unit Number	6
		Quarter-Section-Township-Range	NW-15-25-4

Legal Description
BELVOIR ADD
PLat Block: 7
PLat Lot: 6

LAND DATA

Highest & Best Use As If Vacant	SINGLE FAMILY
Highest & Best Use As Improved	PRESENT USE
Present Use	Single Family(Res Use/Zone)
Land SqFt	29,307
Acres	0.67

Percentage Unusable	
Unbuildable	NO
Restrictive Size Shape	NO
Zoning	SF 9600
Water	WATER DISTRICT
Sewer/Septic	PUBLIC
Road Access	PUBLIC
Parking	ADEQUATE
Street Surface	PAVED

Views

Rainier	
Territorial	GOOD
Olympics	
Cascades	
Seattle Skyline	
Puget Sound	
Lake Washington	EXCELLENT
Lake Sammamish	
Lake/River/Creek	
Other View	

Waterfront

Waterfront Location	LAKE WASH
Waterfront Footage	98
Lot Depth Factor	0
Waterfront Bank	LOW
Tide/Shore	UPLANDS WITH TIDELANDS/SHORELANDS
Waterfront Restricted Access	
Waterfront Access Rights	NO
Poor Quality	YES
Proximity Influence	NO

Designations

Historic Site	
Current Use	(none)
Nbr Bldg Sites	
Adjacent to Golf Fairway	NO
Adjacent to Greenbelt	NO
Other Designation	NO
Deed Restrictions	NO
Development Rights Purchased	NO
Easements	NO
Native Growth Protection Easement	NO
DNR Lease	NO

Nuisances

Topography	
Traffic Noise	
Airport Noise	
Power Lines	NO
Other Nuisances	YES

Problems

Water Problems	NO
Transportation Concurrence	NO
Other Problems	NO

Environmental

Environmental	NO
---------------	----

BUILDING

Building Number	1
Year Built	1952
Year Renovated	0
Stories	1
Living Units	1
Grade	9 Better
Grade Variant	0
Condition	Very Good
Basement Grade	9 Better
1st Floor	2,570

Click the camera to see more pictures.

Picture of Building 1

Click the camera to see more floor plans.

Floor plan of Building 1

Reference Links:

- [King County Tax Links](#)
- [Property Tax Advisor](#)
- [Washington State Department of Revenue \(External link\)](#)
- [Washington State Board of Tax Appeals \(External link\)](#)
- [Board of Appeals/Equalization](#)
- [Districts Report](#)
- [iMap](#)
- [Recorder's Office](#)
- [Scanned images of surveys and other map documents](#)
- [Scanned images of plats](#)

ADVERTISEMENT

1/2 Floor	0
2nd Floor	0
Upper Floor	0
Finished Basement	2,210
Total Finished Area	4,780
Total Basement	2,210
Basement Garage	0
Unfinished 1/2	0
Unfinished Full	0
AGLA	2,570
Attached Garage	0
Bedrooms	3
Full Baths	2
3/4 Baths	1
1/2 Baths	1
Heat Source	Gas
Heat System	Heat Pump
Deck Area SqFt	0
Open Porch SqFt	260
Enclosed Porch SqFt	0
Brick/Stone	100
Fireplace Single Story	0
Fireplace Multi Story	1
Fireplace Free Standing	0
Fireplace Additional	1
AddnlCost	0
Obsolescence	0
Net Condition	0
Percentage Complete	0
Daylight Basement	YES
View Utilization	

Accessory Of Building Number: 1

Accessory Type	Picture	Description	SqFt	Grade	Eff Year	%	Value	Date Valued
PRK:DET GAR		23 X 21 + 9 X 7	550	9 Better	1952			
MISC IMP		Dock	1080				50000	12/5/2011

TAX ROLL HISTORY

Account	Valued Year	Tax Year	Omit Year	Levy Code	Appraised Land Value (\$)	Appraised Imps Value (\$)	Appraised Total Value (\$)	New Dollars (\$)	Taxable Land Value (\$)	Taxable Imps Value (\$)	Taxable Total Value (\$)	Tax Value Reason
072300048500	2018	2019		0010	3,577,000	669,000	4,246,000	0	3,577,000	669,000	4,246,000	
072300048500	2017	2018		0010	3,238,000	604,000	3,842,000	0	3,238,000	604,000	3,842,000	
072300048500	2016	2017		0010	3,384,000	631,000	4,015,000	0	3,384,000	631,000	4,015,000	
072300048500	2015	2016		0010	3,116,000	746,000	3,862,000	31,000	3,116,000	746,000	3,862,000	
072300048500	2014	2015		0010	2,846,000	652,000	3,498,000	83,000	2,846,000	652,000	3,498,000	
072300048500	2013	2014		0010	2,450,000	476,000	2,926,000	0	2,450,000	476,000	2,926,000	
072300048500	2012	2013		0010	2,450,000	365,000	2,815,000	0	2,450,000	365,000	2,815,000	
072300048500	2011	2012		0010	3,283,000	641,000	3,924,000	0	3,283,000	641,000	3,924,000	
072300048500	2010	2011		0010	3,350,000	662,000	4,012,000	0	3,350,000	662,000	4,012,000	
072300048500	2009	2010		0010	3,350,000	738,000	4,088,000	0	3,350,000	729,000	4,079,000	HI
072300048500	2008	2009		0010	3,942,000	895,000	4,837,000	0	3,942,000	886,000	4,828,000	HI
072300048500	2007	2008		0010	3,661,000	981,000	4,642,000	0	3,661,000	981,000	4,642,000	
072300048500	2006	2007		0010	3,243,000	667,000	3,910,000	0	3,243,000	667,000	3,910,000	
072300048500	2005	2006		0010	3,122,000	638,000	3,760,000	0	3,122,000	638,000	3,760,000	
072300048500	2004	2005		0010	2,315,000	631,000	2,946,000	0	2,315,000	631,000	2,946,000	
072300048500	2003	2004		0010	2,172,000	535,000	2,707,000	0	2,172,000	535,000	2,707,000	
072300048500	2002	2003		0010	2,004,000	382,000	2,386,000	0	2,004,000	382,000	2,386,000	
072300048500	2001	2002		0010	1,780,000	336,000	2,116,000	0	1,780,000	336,000	2,116,000	
072300048500	2000	2001		0010	1,565,000	291,000	1,856,000	0	1,565,000	291,000	1,856,000	
072300048500	1999	2000		0010	1,535,000	285,000	1,820,000	0	1,535,000	285,000	1,820,000	
072300048500	1998	1999		0010	951,000	429,000	1,380,000	0	951,000	429,000	1,380,000	
072300048500	1997	1998		0010	0	0	0	0	951,000	377,000	1,328,000	
072300048500	1996	1997		0010	0	0	0	0	951,500	332,500	1,284,000	
072300048500	1994	1995		0010	0	0	0	0	951,500	332,500	1,284,000	
072300048500	1992	1993		0010	0	0	0	0	951,500	332,500	1,284,000	
072300048500	1990	1991		0010	0	0	0	0	820,300	286,600	1,106,900	
072300048500	1988	1989		0010	0	0	0	0	421,200	192,200	613,400	
072300048500	1986	1987		0010	0	0	0	0	460,600	208,700	669,300	
072300048500	1985	1986		0010	0	0	0	0	459,000	208,700	667,700	
072300048500	1984	1985		0010	0	0	0	0	459,000	208,700	667,700	
072300048500	1983	1984		0010	0	0	0	0	459,000	208,700	667,700	
072300048500	1982	1983		0010	0	0	0	0	459,000	208,700	667,700	

SALES HISTORY

Excise Number	Recording Number	Document Date	Sale Price	Seller Name	Buyer Name	Instrument	Sale Reason
2538057	20120411001325	3/6/2012	\$2,810,000.00	SHANAHAN JO-ANNE G	SHANAHAN PATRICK M	Statutory Warranty Deed	Other

2392030	20090527001638	5/25/2009	\$0.00	SHANAHAN MICHAEL G+JO- ANNE G	SHANAHAN REVOCABLE TRUST	Quit Claim Deed	Trust
---------	----------------	-----------	--------	-------------------------------------	--------------------------------	--------------------	-------

REVIEW HISTORY

Tax Year	Review Number	Review Type	Appealed Value	Hearing Date	Settlement Value	Decision	Status
1985	8406184	Local Appeal	\$667,700	1/1/1900	\$548,700	REVISE	Completed

PERMIT HISTORY

Permit Number	Permit Description	Type	Issue Date	Permit Value	Issuing Jurisdiction	Reviewed Date
6608059	Construct site retaining wall accessory to single family residence, per plan (as-built condition).	Remodel	2/13/2018	\$10,000	SEATTLE	
6467952	Construct interior alterations to main floor of existing single family residence subject to field inspection (STFI).	Remodel	8/19/2015	\$50,000	SEATTLE	6/29/2016
6376274	Construct alterations to existing single family residence in the basement subject to field inspection (STFI)per floor plan.	Remodel	7/31/2013	\$130,000	SEATTLE	5/19/2015
6107817	Construct addition & alts. to existing SFR	Remodel	9/26/2006	\$56,907	SEATTLE	6/26/2007

HOME IMPROVEMENT EXEMPTION

Exempt Number	Building Number	Received Date	Estimated Cost	Estimated Completion Date	Begin Year	End Year	Amount	Permit Jurisdiction
31652	1	6/27/2007	\$400,000	7/31/2007	2008	2010	\$9,000	SEATTLE

- [New Search](#)
- [Property Tax Bill](#)
- [Map This Property](#)
- [Glossary of Terms](#)
- [Area Report](#)
- [Print Property Detail](#)
-

[ADVERTISEMENT](#)

Updated: Jan. 29, 2019

Share Tweet Email

Information for...

Residents
Businesses
Job seekers
Volunteers
King County employees

Do more online

Trip Planner
Property tax information & payment
Jail inmate look up
Parcel viewer or iMap
Public records
More online tools...

Get help

Contact us
Customer service
Phone list
Employee directory
Subscribe to alerts

Stay connected! [View King County social media](#)



© King County, WA 2019 Privacy Accessibility Terms of use

Information for...

Get help

Do more online

Executive Branch Personnel Public Financial Disclosure Report (OGE Form 278e)

Filer's Information

Shanahan, Patrick Michael

Deputy Secretary of Defense, Department of Defense

Other Federal Government Positions Held During the Preceding 12 Months:

None

Names of Congressional Committees Considering Nomination:

- **Committee on Armed Services**
-

Electronic Signature - I certify that the statements I have made in this form are true, complete and correct to the best of my knowledge.

/s/ Shanahan, Patrick Michael [electronically signed on 04/08/2017 by Shanahan, Patrick Michael in Integrity.gov]

Agency Ethics Official's Opinion - On the basis of information contained in this report, I conclude that the filer is in compliance with applicable laws and regulations (subject to any comments below).

/s/ Vetter, Ruth, Certifying Official [electronically signed on 06/08/2017 by Vetter, Ruth in Integrity.gov]

Other review conducted by

/s/ Vetter, Ruth, Ethics Official [electronically signed on 06/08/2017 by Vetter, Ruth in Integrity.gov]

U.S. Office of Government Ethics Certification

/s/ Apol, David, Certifying Official [electronically signed on 06/08/2017 by Apol, David in Integrity.gov]

1. Filer's Positions Held Outside United States Government

#	ORGANIZATION NAME	CITY, STATE	ORGANIZATION TYPE	POSITION HELD	FROM	TO
1	The Boeing Company	Chicago, Illinois	Corporation	Senior Vice President	3/1986	Present
2	The University of Washington	Seattle, Washington	University/College	Officer, Board of Regents	1/2012	Present

2. Filer's Employment Assets & Income and Retirement Accounts

#	DESCRIPTION	EIF	VALUE	INCOME TYPE	INCOME AMOUNT
1	The Boeing Company	N/A		Salary and Bonus	\$1,419,864
2	The Boeing Company - Awards				
2.1	Annual Incentive Award for 2017 (anticipated)	N/A	\$100,001 - \$250,000		None (or less than \$201)
2.2	Performance Awards (received)	N/A		Cash Performance Award	\$1,449,925
2.3	Cash Performance Award (anticipated)	N/A	\$500,001 - \$1,000,000		None (or less than \$201)
3	The Boeing Company - Restricted Stock Units				
3.1	Career Shares - Deferred Restricted Stock Units (unvested)	N/A	\$1,000,001 - \$5,000,000		None (or less than \$201)
3.2	Restricted Stock Unit Awards (unvested)	N/A	\$250,001 - \$500,000		None (or less than \$201)
3.3	Supplemental Restricted Stock Units Grant (unvested)	N/A	\$1,000,001 - \$5,000,000		None (or less than \$201)
3.4	Performance Based Restricted Stock Units (unvested)	N/A	\$250,001 - \$500,000		None (or less than \$201)

#	DESCRIPTION	EIF	VALUE	INCOME TYPE	INCOME AMOUNT
3.5	Restricted Stock Units (vested)	N/A	\$500,001 - \$1,000,000		None (or less than \$201)
3.6	Performance Based Restricted Stock Units (vested)	N/A	\$250,001 - \$500,000		None (or less than \$201)
4	The Boeing Company - Vested Stock Options	N/A	\$1,000,001 - \$5,000,000		None (or less than \$201)
5	The Boeing Company - Defined Benefit Pension Value Plan (value not readily ascertainable): eligible for \$7,131/mo. at age 55	N/A			None (or less than \$201)
6	The Boeing Company - Defined Benefit Supplemental Executive Retirement Plan (value not readily ascertainable): eligible for \$25,556/mo at age 55	N/A			None (or less than \$201)
7	The Boeing Company Voluntary Investment Plan 401(K)	No			
7.1	The Boeing Stock Fund	See Endnote	No	\$15,001 - \$50,000	Dividends \$1,001 - \$2,500
7.2	Russell 2000 Index Fund		Yes	\$50,001 - \$100,000	\$1,001 - \$2,500
7.3	US Large Companies Fund		Yes	\$250,001 - \$500,000	\$5,001 - \$15,000
7.4	International Index Fund	See Endnote	Yes	\$100,001 - \$250,000	\$2,501 - \$5,000
7.5	S&P 500 Index Fund		Yes	\$15,001 - \$50,000	\$201 - \$1,000
8	The Boeing Company Deferred Compensation Plan	N/A			
8.1	The Boeing Stock Fund	See Endnote	No	\$100,001 - \$250,000	Dividends \$5,001 - \$15,000
9	The Boeing Company Supplemental Benefit Plan	No			
9.1	Fixed Interest Credit Fund	N/A	\$250,001 - \$500,000	Interest	\$15,001 - \$50,000

#	DESCRIPTION	EIF	VALUE	INCOME TYPE	INCOME AMOUNT
9.2	International Index Fund	Yes	\$15,001 - \$50,000		\$201 - \$1,000
10	The Boeing Company - payout of accrued vacation (anticipated)	No	\$100,001 - \$250,000		None (or less than \$201)

3. Filer's Employment Agreements and Arrangements

#	EMPLOYER OR PARTY	CITY, STATE	STATUS AND TERMS	DATE
1	The Boeing Company (Pension)	Chicago, Illinois	I will continue to participate in the Defined Benefit Pension Value Plan and Defined Benefit Supplemental Executive Retirement Plan.	3/1986
2	The Boeing Company (health insurance, life insurance, charitable matching contributions, tax preparation services)	Chicago, Illinois	Pursuant to company policy, I will retain health insurance coverage, charitable matching contributions for life, term life insurance coverage for life, and tax preparation services for the 2017 tax year.	3/1986
3	The Boeing Company (accrued vacation)	Chicago, Illinois	Pursuant to company policy, I will receive a lump sum payment of accrued vacation time. Pursuant to my separation agreement, this payment will be paid upon my separation from the company.	3/1986
4	The Boeing Company (awards)	Chicago, Illinois	Pursuant to company policy, I will receive a performance-based "Annual Incentive Award" and a "Performance Award" for services rendered up to the date of my departure from the company. Pursuant to my separation agreement, these awards will be paid within 30 days of my separation from the company.	3/1986
5	The Boeing Company (Deferred Compensation and Supplemental Benefits Plans)	Chicago, Illinois	Pursuant to company policy, I will receive lump sum payments of my Deferred Compensation Plan and Supplemental Benefit Plan. Pursuant to my separation agreement, these lump sum payments will be made within 30 days of my separation from the company.	3/1986
6	The Boeing Company (stock options)	Chicago, Illinois	Pursuant to company policy, I will retain my vested stock options upon separation.	3/1986

#	EMPLOYER OR PARTY	CITY, STATE	STATUS AND TERMS	DATE
7	The Boeing Company (Career Share Restricted Stock Units)	Chicago, Illinois	Pursuant to company policy, my unvested Career Share Restricted Stock Units will vest in full and be paid within 30 days of my separation from the company.	3/1986
8	The Boeing Company (Supplemental RSU Grant)	Chicago, Illinois	Pursuant to company policy, unvested stock in my Supplemental Restricted Stock Unit Grant will vest in full upon my separation from the company. Pursuant to my separation agreement, these RSUs will be paid within 30 days of my separation from the company.	3/1986
9	The Boeing Company (Performance Based RSUs)	Chicago, Illinois	Pursuant to company policy, unvested Performance Based Restricted Stock Units will vest pro rata based on service time upon my separation from the company. Pursuant to my separation agreement, these RSUs will be paid within 30 days of my separation from the company.	3/1986
10	The Boeing Company (Voluntary Investment Plan 401(k))	Chicago, Illinois	I will continue to participate in the Voluntary Investment Plan defined contribution plan. The plan sponsor will not make further contributions after my separation from the company.	3/1986
11	The Boeing Company (unvested Restricted Stock Unit awards)	Chicago, Illinois	Pursuant to company policy, my unvested Restricted Stock Unit awards will vest pro rata based on service time and be paid within 30 days of my separation from the company.	3/1986

4. Filer's Sources of Compensation Exceeding \$5,000 in a Year

#	SOURCE NAME	CITY, STATE	BRIEF DESCRIPTION OF DUTIES
1	The Boeing Company	Chicago, Illinois	Oversight of the Company's manufacturing operations and supplier management functions.

5. Spouse's Employment Assets & Income and Retirement Accounts

None

6. Other Assets and Income

#	DESCRIPTION	EIF	VALUE	INCOME TYPE	INCOME AMOUNT
1	US Credit Union Checking Account	N/A	\$500,001 - \$1,000,000	Interest	\$1,001 - \$2,500
2	Accenture (ACN)	N/A	\$1,001 - \$15,000		None (or less than \$201)
3	DBS Group (DBSDY)	N/A	\$1,001 - \$15,000		None (or less than \$201)
4	Anheuser-Busch ADR (BUD)	N/A	\$1,001 - \$15,000	Dividends	\$201 - \$1,000
5	Aon (AON)	N/A	\$1,001 - \$15,000		None (or less than \$201)
6	Ashtead Group ADR (ASHTY)	N/A	\$1,001 - \$15,000		None (or less than \$201)
7	Assa Abloy ADR (ASAZY)	N/A	\$1,001 - \$15,000		None (or less than \$201)
8	Assocd Brit Foods ADR (ASBFY)	N/A	\$1,001 - \$15,000		None (or less than \$201)
9	Banca Mediolanum ADR (BNCDY)	N/A	\$1,001 - \$15,000		None (or less than \$201)
10	BHP Billiton (BHP)	N/A	\$1,001 - \$15,000		None (or less than \$201)
11	British American Tobacco ADR (BTI)	N/A	\$1,001 - \$15,000	Dividends Capital Gains	\$201 - \$1,000
12	Canadian National Railway (CNI)	N/A	\$1,001 - \$15,000		None (or less than \$201)
13	Oklahoma State, Bond	N/A	\$15,001 - \$50,000		None (or less than \$201)
14	Carlsberg ADR (CABGY)	N/A	\$1,001 - \$15,000		None (or less than \$201)
15	US Brokerage Money Market Account (cash) #1	N/A	\$1,001 - \$15,000		None (or less than \$201)

#	DESCRIPTION	EIF	VALUE	INCOME TYPE	INCOME AMOUNT
16	Compass Group ADR (CMPGY)	N/A	\$1,001 - \$15,000		None (or less than \$201)
17	Continental AG ADR (CTTAY)	N/A	\$1,001 - \$15,000		None (or less than \$201)
18	Daiwa House ADR (DWAHY)	N/A	\$1,001 - \$15,000		None (or less than \$201)
19	Fanuc Corporation ADR (FANUY)	N/A	\$1,001 - \$15,000		None (or less than \$201)
20	Fresenius SE&KGAA ADR (FSNUY)	N/A	\$1,001 - \$15,000		None (or less than \$201)
21	Medtronic (MDT)	N/A	\$1,001 - \$15,000		None (or less than \$201)
22	Informa ADR (IFJPY)	N/A	\$1,001 - \$15,000		None (or less than \$201)
23	Japan Tobacco ADR (JAPAY)	N/A	\$1,001 - \$15,000		None (or less than \$201)
24	KBC Group ADR (KBCSY)	N/A	\$1,001 - \$15,000		None (or less than \$201)
25	KDDI Corp (KDDIY)	N/A	\$1,001 - \$15,000		None (or less than \$201)
26	Komatsu ADR (KMTUY)	N/A	\$1,001 - \$15,000		None (or less than \$201)
27	Royal KPN NV ADR (KKPNY)	N/A	\$1,001 - \$15,000	Dividends	\$201 - \$1,000
28	Makita Corp (MKTAY)	N/A	\$1,001 - \$15,000		None (or less than \$201)
29	Novartis AG (NVS)	N/A	\$1,001 - \$15,000	Dividends	\$201 - \$1,000
30	Prudential Public Limited (PUK)	N/A	\$1,001 - \$15,000		None (or less than \$201)
31	Red Electra Corp ADR (RDEIY)	N/A	\$1,001 - \$15,000		None (or less than \$201)
32	Relx PLC ADR (RELX)	N/A	\$1,001 - \$15,000		None (or less than \$201)

#	DESCRIPTION	EIF	VALUE	INCOME TYPE	INCOME AMOUNT
33	Richemont ADR (CFRUY)	N/A	\$1,001 - \$15,000		None (or less than \$201)
34	Royal Dutch Shell (RDS/A)	N/A	\$1,001 - \$15,000	Dividends	\$201 - \$1,000
35	Ryanair Holdings ADR (RYAAY)	N/A	\$1,001 - \$15,000		None (or less than \$201)
36	Ryohin Keikaku ADR (RYKKY)	N/A	\$1,001 - \$15,000		None (or less than \$201)
37	Sampo ADR (SAXPY)	N/A	\$1,001 - \$15,000	Dividends	\$201 - \$1,000
38	SAP SE (SAP)	N/A	\$1,001 - \$15,000		None (or less than \$201)
39	Seven & I Holdings ADR (SVNDY)	N/A	\$1,001 - \$15,000		None (or less than \$201)
40	Shire ADR (SHPG)	N/A	\$1,001 - \$15,000		None (or less than \$201)
41	Entergy Corp (ETR)	N/A	\$1,001 - \$15,000		None (or less than \$201)
42	Softbank Group ADR (SFTBY)	N/A	\$1,001 - \$15,000		None (or less than \$201)
43	Sony Corporation (SNE)	N/A	\$1,001 - \$15,000		None (or less than \$201)
44	Statoil ASA (STO)	N/A	\$1,001 - \$15,000		None (or less than \$201)
45	Sumitomo Mitsui Financial Group ADR (SMFG)	N/A	\$1,001 - \$15,000	Dividends	\$201 - \$1,000
46	Suncor Energy (SU)	N/A	\$1,001 - \$15,000		None (or less than \$201)
47	Swedbank ADR (SWDBY)	N/A	\$1,001 - \$15,000		None (or less than \$201)
48	Telenor ASA ADR (TELNY)	N/A	\$1,001 - \$15,000		None (or less than \$201)
49	Hasbro Inc (HAS)	N/A	\$1,001 - \$15,000		None (or less than \$201)

#	DESCRIPTION	EIF	VALUE	INCOME TYPE	INCOME AMOUNT
50	Unilever PLC (UL)	N/A	\$1,001 - \$15,000		None (or less than \$201)
51	Valeo ADR (VLEEY)	N/A	\$1,001 - \$15,000	Dividends	\$201 - \$1,000
52	Vinci ADR (VCISY)	N/A	\$1,001 - \$15,000		None (or less than \$201)
53	Wolseley ADR (WOSYY)	N/A	\$1,001 - \$15,000		None (or less than \$201)
54	Wolters Kluwer ADR (WTKWY)	N/A	\$1,001 - \$15,000		None (or less than \$201)
55	Worldpay GRP ADR (WPYGY)	N/A	\$1,001 - \$15,000		None (or less than \$201)
56	Hershey Company (HSY)	N/A	\$1,001 - \$15,000		None (or less than \$201)
57	AbbVie (ABBV)	N/A	\$1,001 - \$15,000		None (or less than \$201)
58	Allianz ADR (AZSEY)	N/A	\$1,001 - \$15,000	Dividends Capital Gains	\$201 - \$1,000
59	Ameriprise Financial (AMP)	N/A	\$1,001 - \$15,000		None (or less than \$201)
60	Archer-Daniels-Midland Company (ADM)	N/A	\$1,001 - \$15,000		None (or less than \$201)
61	Astrazeneca PLC (AZN)	N/A	\$1,001 - \$15,000	Dividends	\$201 - \$1,000
62	BAE Systems ADR (BAESY)	N/A	\$1,001 - \$15,000		None (or less than \$201)
63	Bank of Montreal (BMO)	N/A	\$1,001 - \$15,000	Dividends Capital Gains	\$1,001 - \$2,500
64	BASF ADR (BASFY)	N/A	\$1,001 - \$15,000		None (or less than \$201)
65	Best Buy Co (BBY)	N/A	\$1,001 - \$15,000	Dividends	\$201 - \$1,000
66	BP PLC (BP)	N/A	\$1,001 - \$15,000	Dividends Capital Gains	\$201 - \$1,000

#	DESCRIPTION	EIF	VALUE	INCOME TYPE	INCOME AMOUNT
67	CA Inc. (CA)	N/A	\$1,001 - \$15,000	Dividends	\$201 - \$1,000
68	Moody's Corp (MCO)	N/A	\$1,001 - \$15,000		None (or less than \$201)
69	U.S. Brokerage Money Market Account (cash) #2	N/A	\$1,001 - \$15,000		None (or less than \$201)
70	Caterpillar, Inc (CAT)	N/A	None (or less than \$1,001)	Dividends Capital Gains	\$1,001 - \$2,500
71	Century Link Inc (CTL)	N/A	\$15,001 - \$50,000	Dividends	\$1,001 - \$2,500
72	Chevron Corporation (CVX)	N/A	None (or less than \$1,001)	Dividends Capital Gains	\$201 - \$1,000
73	Cisco Systems (CSCO)	N/A	None (or less than \$1,001)	Dividends Capital Gains	\$201 - \$1,000
74	CNOOC Limited (CEO)	N/A	\$1,001 - \$15,000	Dividends Capital Gains	\$201 - \$1,000
75	Coca-Cola European Partners (CCE)	N/A	\$1,001 - \$15,000		None (or less than \$201)
76	Credit Suisse Group ADR (CS)	N/A	\$1,001 - \$15,000		None (or less than \$201)
77	Cummins Inc (CMI)	N/A	\$1,001 - \$15,000	Dividends	\$201 - \$1,000
78	Darden Restaurants, Inc. (DRI)	N/A	\$1,001 - \$15,000		None (or less than \$201)
79	Dow Chemical (DOW)	N/A	\$1,001 - \$15,000	Dividends Capital Gains	\$201 - \$1,000
80	Emerson Electric (EMR)	N/A	\$15,001 - \$50,000	Dividends	\$201 - \$1,000
81	Gazprom PJSC ADR (OGZPY)	N/A	\$1,001 - \$15,000	Dividends	\$201 - \$1,000
82	GlaxoSmithKline (GSK)	N/A	\$1,001 - \$15,000	Dividends Capital Gains	\$201 - \$1,000
83	HSBC Holdings (HSBC)	N/A	\$1,001 - \$15,000	Dividends	\$201 - \$1,000

#	DESCRIPTION	EIF	VALUE	INCOME TYPE	INCOME AMOUNT
84	Intel Corp (INTC)	N/A	\$1,001 - \$15,000	Dividends Capital Gains	\$201 - \$1,000
85	International Business Machines (IBM)	N/A	\$15,001 - \$50,000	Dividends	\$201 - \$1,000
86	International Paper Company (IP)	N/A	\$15,001 - \$50,000	Dividends	\$201 - \$1,000
87	Kimberly-Clark (KMB)	N/A	\$1,001 - \$15,000	Dividends Capital Gains	\$1,001 - \$2,500
88	Kohl's (KSS)	N/A	\$1,001 - \$15,000	Dividends	\$201 - \$1,000
89	LyondellBassell Industries (LYB)	N/A	\$1,001 - \$15,000	Dividends Capital Gains	\$201 - \$1,000
90	Macy's (M)	N/A	\$1,001 - \$15,000	Dividends	\$201 - \$1,000
91	Marathon Petroleum (MPC)	N/A	\$1,001 - \$15,000		None (or less than \$201)
92	Merck & Company (MRK)	N/A	\$1,001 - \$15,000	Dividends Capital Gains	\$201 - \$1,000
93	MetLife (MET)	N/A	\$1,001 - \$15,000	Dividends	\$201 - \$1,000
94	Mitsui & Co ADR (MITSY)	N/A	\$1,001 - \$15,000	Dividends Capital Gains	\$201 - \$1,000
95	Tyson Foods (TSN)	N/A	\$1,001 - \$15,000		None (or less than \$201)
96	Mobile TeleSystems PJSC (MBT)	N/A	\$1,001 - \$15,000	Dividends	\$201 - \$1,000
97	Mosaic Company (MOS)	N/A	\$1,001 - \$15,000		None (or less than \$201)
98	Nucor Corporation (NUE)	N/A	\$1,001 - \$15,000	Dividends Capital Gains	\$201 - \$1,000
99	Oil Co Lukoil PJSC ADR (LUKOY)	N/A	\$15,001 - \$50,000	Dividends	\$1,001 - \$2,500
100	Packaging Corporation of America (PKG)	N/A	\$1,001 - \$15,000		None (or less than \$201)
101	Pfizer (PFE)	N/A	\$1,001 - \$15,000	Dividends	\$201 - \$1,000

#	DESCRIPTION	EIF	VALUE	INCOME TYPE	INCOME AMOUNT
102	POSCO (PKX)	N/A	\$1,001 - \$15,000		None (or less than \$201)
103	Principal Financial Group (PFG)	N/A	\$1,001 - \$15,000	Dividends	\$201 - \$1,000
104	Procter & Gamble (PG)	N/A	\$1,001 - \$15,000		None (or less than \$201)
105	Prudential Financial (PRU)	N/A	\$1,001 - \$15,000	Dividends Capital Gains	\$201 - \$1,000
106	Qualcomm Incorporated (QCOM)	N/A	\$15,001 - \$50,000	Dividends Capital Gains	\$201 - \$1,000
107	Royal Bank of Canada (RY)	N/A	\$1,001 - \$15,000	Dividends Capital Gains	\$201 - \$1,000
108	Societe Generale (SCGLY)	N/A	\$1,001 - \$15,000		None (or less than \$201)
109	Edison International (EIX)	N/A	\$1,001 - \$15,000		None (or less than \$201)
110	SK Telecom LTD (SKM)	N/A	\$1,001 - \$15,000	Dividends	\$201 - \$1,000
111	Swiss RE AG ADR (SSREY)	N/A	\$1,001 - \$15,000	Dividends Capital Gains	\$201 - \$1,000
112	Target Corporation (TGT)	N/A	\$1,001 - \$15,000	Dividends	\$201 - \$1,000
113	Total SA (TOT)	N/A	\$1,001 - \$15,000	Dividends	\$201 - \$1,000
114	UBS Group AG (UBS)	N/A	\$1,001 - \$15,000		None (or less than \$201)
115	UPM-KYMMENE Corp ADR (UPMKY)	N/A	\$1,001 - \$15,000	Dividends	\$201 - \$1,000
116	Valero Energy (VLO)	N/A	\$1,001 - \$15,000	Dividends Capital Gains	\$201 - \$1,000
117	Viacom (VIAB)	N/A	\$1,001 - \$15,000		None (or less than \$201)
118	Wal-Mart Stores (WMT)	N/A	\$1,001 - \$15,000		None (or less than \$201)
119	Western Digital Corporation (WDC)	N/A	\$15,001 - \$50,000		None (or less than \$201)

#	DESCRIPTION	EIF	VALUE	INCOME TYPE	INCOME AMOUNT
120	Western Union Company (WU)	N/A	\$1,001 - \$15,000	Dividends	\$201 - \$1,000
121	Westrock Company (WRK)	N/A	\$1,001 - \$15,000		None (or less than \$201)
122	Dell Technologies Inc Class V (DVMT)	N/A	\$1,001 - \$15,000		None (or less than \$201)
123	Vanguard FTSE Emerging Markets ETF (VWO)	Yes	\$15,001 - \$50,000		\$201 - \$1,000
124	Arizona State, Bonds	N/A	\$50,001 - \$100,000	Interest	\$5,001 - \$15,000
125	California State, Bond	N/A	\$15,001 - \$50,000	Interest Capital Gains	\$2,501 - \$5,000
126	US Brokerage Money Market Account #3	N/A	\$15,001 - \$50,000		None (or less than \$201)
127	Chicago, Ill, Bond	N/A	\$15,001 - \$50,000	Interest	\$1,001 - \$2,500
128	Colorado State, Bond	N/A	\$15,001 - \$50,000	Interest	\$201 - \$1,000
129	Denver, CO, Bond	N/A	\$15,001 - \$50,000	Interest	\$201 - \$1,000
130	District of Columbia, Bond	N/A	\$15,001 - \$50,000	Interest	\$201 - \$1,000
131	Fairfax County, VA, Bond	N/A	\$15,001 - \$50,000	Interest	\$2,501 - \$5,000
132	Florida State, Bond	N/A	\$15,001 - \$50,000	Interest Capital Gains	\$1,001 - \$2,500
133	Illinois State, Bonds	N/A	\$15,001 - \$50,000	Interest	\$2,501 - \$5,000
134	Indiana State, Bond	N/A	\$15,001 - \$50,000	Interest	\$2,501 - \$5,000
135	Massachusetts State, Bond	N/A	\$15,001 - \$50,000	Interest	\$1,001 - \$2,500

#	DESCRIPTION	EIF	VALUE	INCOME TYPE	INCOME AMOUNT
136	New York MTA, Bond	N/A	\$15,001 - \$50,000	Interest	\$201 - \$1,000
137	Miami-Dade County, FL, Bond	N/A	None (or less than \$1,001)	Interest	\$1,001 - \$2,500
138	Michigan State, Bond	N/A	\$15,001 - \$50,000	Interest	\$201 - \$1,000
139	Nebraska State, Bond	N/A	\$15,001 - \$50,000	Interest	\$1,001 - \$2,500
140	New York City, New York, Bond	N/A	None (or less than \$1,001)	Interest Capital Gains	\$1,001 - \$2,500
141	New York State, Bond	N/A	\$50,001 - \$100,000	Interest Capital Gains	\$5,001 - \$15,000
142	Norfolk, VA, Bonds	N/A	\$15,001 - \$50,000	Interest Capital Gains	\$1,001 - \$2,500
143	Oregon State, Bond	N/A	\$15,001 - \$50,000	Interest	\$1,001 - \$2,500
144	Virginia State, Bonds	N/A	\$100,001 - \$250,000	Interest Capital Gains	\$5,001 - \$15,000
145	Wisconsin State, Bond	N/A	\$15,001 - \$50,000	Interest	\$201 - \$1,000
146	Aflac (AFL)	N/A	None (or less than \$1,001)	Dividends Capital Gains	\$201 - \$1,000
147	American Express Company (AXP)	N/A	None (or less than \$1,001)	Dividends Capital Gains	\$5,001 - \$15,000
148	Amgen (AMGN)	N/A	\$1,001 - \$15,000	Dividends Capital Gains	\$201 - \$1,000
149	Applied Materials (AMAT)	N/A	\$1,001 - \$15,000	Dividends Capital Gains	\$1,001 - \$2,500
150	Avery Dennison (AVY)	N/A	\$1,001 - \$15,000	Dividends Capital Gains	\$1,001 - \$2,500
151	Baxter International (BAX)	N/A	\$1,001 - \$15,000	Dividends Capital Gains	\$1,001 - \$2,500

#	DESCRIPTION	EIF	VALUE	INCOME TYPE	INCOME AMOUNT
152	Broadcom Limited (AVGO)	N/A	\$1,001 - \$15,000	Dividends Capital Gains	\$201 - \$1,000
153	US Brokerage Money Market Account #5	N/A	\$1,001 - \$15,000		None (or less than \$201)
154	CBS Corporation (CBS)	N/A	None (or less than \$1,001)	Dividends Capital Gains	\$1,001 - \$2,500
155	Citrix Systems (CTXS)	N/A	None (or less than \$1,001)	Dividends Capital Gains	\$1,001 - \$2,500
156	Comerica (CMA)	N/A	\$1,001 - \$15,000	Dividends Capital Gains	\$1,001 - \$2,500
157	CSX Corporations (CSX)	N/A	None (or less than \$1,001)	Dividends Capital Gains	\$2,501 - \$5,000
158	Dr. Pepper Snapple Group (DPS)	N/A	None (or less than \$1,001)	Dividends Capital Gains	\$5,001 - \$15,000
159	Eastman Chemical (EMN)	N/A	\$1,001 - \$15,000	Dividends	\$201 - \$1,000
160	Edwards Lifesciences (EW)	N/A	\$1,001 - \$15,000	Dividends Capital Gains	\$2,501 - \$5,000
161	Facebook (FB)	N/A	\$1,001 - \$15,000	Dividends Capital Gains	\$201 - \$1,000
162	General Dynamic (GD)	N/A	None (or less than \$1,001)	Dividends Capital Gains	\$201 - \$1,000
163	General Motors (GM)	N/A	\$1,001 - \$15,000	Dividends	\$201 - \$1,000
164	Haliburton (HAL)	N/A	\$1,001 - \$15,000	Dividends	\$201 - \$1,000
165	Home Depot (HD)	N/A	\$1,001 - \$15,000	Dividends Capital Gains	\$1,001 - \$2,500
166	McDonald's (MCD)	N/A	\$1,001 - \$15,000	Dividends	\$201 - \$1,000
167	Mohawk Industries (MHK)	N/A	\$1,001 - \$15,000	Dividends Capital Gains	\$201 - \$1,000
168	Morgan Stanley (MS)	N/A	\$1,001 - \$15,000	Dividends Capital Gains	\$201 - \$1,000

#	DESCRIPTION	EIF	VALUE	INCOME TYPE	INCOME AMOUNT
169	Motorola Solutions (MSI)	N/A	\$1,001 - \$15,000	Dividends Capital Gains	\$1,001 - \$2,500
170	Newfield Exploration (NFX)	N/A	\$1,001 - \$15,000		None (or less than \$201)
171	NextEra Energy (NEE)	N/A	None (or less than \$1,001)	Dividends Capital Gains	\$201 - \$1,000
172	Pioneer National Resources (PXD)	N/A	\$1,001 - \$15,000		None (or less than \$201)
173	SCANA (SCG)	N/A	None (or less than \$1,001)	Dividends Capital Gains	\$201 - \$1,000
174	State Street (STT)	N/A	\$1,001 - \$15,000	Dividends Capital Gains	\$201 - \$1,000
175	Sysco (SYY)	N/A	\$1,001 - \$15,000	Dividends Capital Gains	\$1,001 - \$2,500
176	The Kraft Heinz Company (KHC)	N/A	\$1,001 - \$15,000	Dividends Capital Gains	\$5,001 - \$15,000
177	Ulta Beauty Inc. (ULTA)	N/A	\$1,001 - \$15,000		None (or less than \$201)
178	United Rentals (URI)	N/A	\$1,001 - \$15,000		None (or less than \$201)
179	Alphabet Inc (GOOGL)	N/A	\$15,001 - \$50,000	Dividends Capital Gains	\$201 - \$1,000
180	Alphabet Inc (GOOG)	N/A	\$1,001 - \$15,000	Dividends Capital Gains	\$201 - \$1,000
181	Apple (AAPL)	N/A	\$15,001 - \$50,000	Dividends Capital Gains	\$201 - \$1,000
182	Bershire Hathaway Class B (BRKB)	N/A	\$15,001 - \$50,000	Dividends Capital Gains	\$201 - \$1,000
183	US Brokerage Money Market Account (cash)#5	N/A	\$15,001 - \$50,000		None (or less than \$201)
184	Charles Schwab Corporation (SCHW)	N/A	\$1,001 - \$15,000	Dividends Capital Gains	\$201 - \$1,000

#	DESCRIPTION	EIF	VALUE	INCOME TYPE	INCOME AMOUNT
185	Cognizant Technology Solutions (CTSH)	N/A	\$1,001 - \$15,000		None (or less than \$201)
186	Core Laboratories (CLB)	N/A	\$1,001 - \$15,000	Dividends Capital Gains	\$201 - \$1,000
187	Express Scripts (ESRX)	N/A	None (or less than \$1,001)	Dividends Capital Gains	\$201 - \$1,000
188	Fastenal (FAST)	N/A	\$1,001 - \$15,000	Dividends	\$201 - \$1,000
189	LKQ Corporation (LKQ)	N/A	None (or less than \$1,001)	Dividends Capital Gains	\$2,501 - \$5,000
190	Mead Johnson Nutrition (MJN)	N/A	None (or less than \$1,001)	Dividends Capital Gains	\$201 - \$1,000
191	PayPal Holdings (PYPL)	N/A	\$15,001 - \$50,000		None (or less than \$201)
192	Ross Stores (ROST)	N/A	\$1,001 - \$15,000	Dividends Capital Gains	\$201 - \$1,000
193	Schlumberger (SLB)	N/A	\$15,001 - \$50,000	Dividends Capital Gains	\$201 - \$1,000
194	The Priceline Group (PCLN)	N/A	\$15,001 - \$50,000	Dividends Capital Gains	\$1,001 - \$2,500
195	TJX Companies (TJX)	N/A	\$1,001 - \$15,000		None (or less than \$201)
196	Tractor Supply Company (TSCO)	N/A	\$1,001 - \$15,000		None (or less than \$201)
197	Treehouse Foods (THS)	N/A	\$1,001 - \$15,000		None (or less than \$201)
198	Verisk Analytics (VRSK)	N/A	\$1,001 - \$15,000	Dividends Capital Gains	\$201 - \$1,000
199	Visa (V)	N/A	\$15,001 - \$50,000	Dividends Capital Gains	\$201 - \$1,000
200	Roche Holdings (RHHVF)	N/A	\$100,001 - \$250,000	Dividends	\$5,001 - \$15,000

#	DESCRIPTION	EIF	VALUE	INCOME TYPE	INCOME AMOUNT
201	Boeing Company (BA)	N/A	\$1,000,001 - \$5,000,000	Dividends	\$15,001 - \$50,000
202	US Brokerage Money Market Account #6	N/A	\$15,001 - \$50,000		None (or less than \$201)
203	US Brokerage Money Market Account #7	N/A	\$1,001 - \$15,000		None (or less than \$201)
204	US Brokerage Money Market Account #8	N/A	\$1,001 - \$15,000		None (or less than \$201)
205	US Brokerage Money Market Account #9	N/A	\$1,001 - \$15,000		None (or less than \$201)
206	EMC Corp (EMC)	N/A	None (or less than \$1,001)	Dividends Capital Gains	\$15,001 - \$50,000
207	Harris, TX, Bond	N/A	None (or less than \$1,001)	Interest Capital Gains	\$201 - \$1,000
208	Houston, TX, Bond	N/A	None (or less than \$1,001)	Interest Capital Gains	\$1,001 - \$2,500
209	Hampton, VA, Bond	N/A	None (or less than \$1,001)	Interest Capital Gains	\$201 - \$1,000
210	Texas State, Bond	N/A	None (or less than \$1,001)	Interest Capital Gains	\$201 - \$1,000
211	San Antonio, TX, Bond	N/A	None (or less than \$1,001)	Interest Capital Gains	\$1,001 - \$2,500
212	Ally Financial (ALLY)	N/A	None (or less than \$1,001)	Dividends Capital Gains	\$201 - \$1,000
213	American Electric Power (AEP)	N/A	None (or less than \$1,001)	Dividends Capital Gains	\$1,001 - \$2,500
214	Chubb (CB)	N/A	None (or less than \$1,001)	Dividends Capital Gains	\$2,501 - \$5,000
215	Diamond Offshore Drilling (DO)	N/A	None (or less than \$1,001)	Dividends Capital Gains	\$1,001 - \$2,500
216	FedEx (FDX)	N/A	None (or less than \$1,001)	Dividends Capital Gains	\$201 - \$1,000

#	DESCRIPTION	EIF	VALUE	INCOME TYPE	INCOME AMOUNT
217	Kroger (KR)	N/A	None (or less than \$1,001)	Dividends Capital Gains	\$1,001 - \$2,500
218	Bank of Nova Scotia Halifax (BNS)	N/A	None (or less than \$1,001)	Dividends Capital Gains	\$201 - \$1,000
219	Coach Inc (COH)	N/A	None (or less than \$1,001)	Dividends Capital Gains	\$201 - \$1,000
220	Johnson & Johnson (JNJ)	N/A	None (or less than \$1,001)	Dividends Capital Gains	\$201 - \$1,000
221	Microsoft (MSFT)	N/A	None (or less than \$1,001)	Dividends Capital Gains	\$201 - \$1,000
222	Orange ADR (ORAN)	N/A	None (or less than \$1,001)	Dividends Capital Gains	\$201 - \$1,000
223	Republic Services (RSG)	N/A	None (or less than \$1,001)	Dividends Capital Gains	\$201 - \$1,000
224	Seagate Technology (STX)	N/A	\$1,001 - \$15,000	Dividends Capital Gains	\$201 - \$1,000
225	Waste Management (WM)	N/A	None (or less than \$1,001)	Dividends Capital Gains	\$1,001 - \$2,500
226	Aegon (AEG)	N/A	\$1,001 - \$15,000		None (or less than \$201)
227	Carnival ADR (CUK)	N/A	\$1,001 - \$15,000		None (or less than \$201)
228	BNP Paribas (BNPQY)	N/A	\$1,001 - \$15,000		None (or less than \$201)
229	L3 Technologies (LLL)	N/A	\$1,001 - \$15,000		None (or less than \$201)
230	NETAPP (NTAP)	N/A	\$1,001 - \$15,000	Dividends	\$201 - \$1,000
231	Progressive Corp (PGR)	N/A	\$1,001 - \$15,000	Dividends	\$201 - \$1,000
232	Nike (NKE)	N/A	None (or less than \$1,001)	Dividends Capital Gains	\$2,501 - \$5,000
233	NiSource (NI)	N/A	None (or less than \$1,001)	Dividends Capital Gains	\$1,001 - \$2,500

#	DESCRIPTION	EIF	VALUE	INCOME TYPE	INCOME AMOUNT
234	Prologis (PLD)	N/A	None (or less than \$1,001)	Dividends Capital Gains	\$5,001 - \$15,000
235	Reynolds American (RAI)	N/A	None (or less than \$1,001)	Dividends Capital Gains	\$5,001 - \$15,000
236	Salesforce.com	N/A	None (or less than \$1,001)	Dividends Capital Gains	\$201 - \$1,000
237	Southwest Airlines (LUV)	N/A	None (or less than \$1,001)	Dividends Capital Gains	\$2,501 - \$5,000
238	Total System Services (TSS)	N/A	\$1,001 - \$15,000	Dividends Capital Gains	\$1,001 - \$2,500
239	Vulcan Materials (VMC)	N/A	None (or less than \$1,001)	Dividends Capital Gains	\$201 - \$1,000
240	Alaska Air (ALK)	N/A	\$1,001 - \$15,000		None (or less than \$201)
241	Arris International (ARRS)	N/A	\$1,001 - \$15,000		None (or less than \$201)
242	Acadia Healthcare (ACHC)	N/A	\$1,001 - \$15,000		None (or less than \$201)
243	American Axle & MFG (AXL)	N/A	\$1,001 - \$15,000		None (or less than \$201)
244	American Eagle Outfitters (AEO)	N/A	\$1,001 - \$15,000		None (or less than \$201)
245	American Equity Inv (AEL)	N/A	\$1,001 - \$15,000		None (or less than \$201)
246	AMN Healthcare Services (AMN)	N/A	\$1,001 - \$15,000		None (or less than \$201)
247	ANI Pharmaceuticals (ANIP)	N/A	\$1,001 - \$15,000		None (or less than \$201)
248	Apogee Enterprises (APOG)	N/A	\$1,001 - \$15,000		None (or less than \$201)
249	Ashford Hospitality (AHT)	N/A	\$1,001 - \$15,000		None (or less than \$201)

#	DESCRIPTION	EIF	VALUE	INCOME TYPE	INCOME AMOUNT
250	Big Lots (BIG)	N/A	\$1,001 - \$15,000		None (or less than \$201)
251	Bloomin Brands (BLMN)	N/A	\$1,001 - \$15,000		None (or less than \$201)
252	Boise Cascade (BCC)	N/A	\$1,001 - \$15,000		None (or less than \$201)
253	Boyd Gaming (BYD)	N/A	\$1,001 - \$15,000		None (or less than \$201)
254	Builders Firstsource (BLDR)	N/A	\$1,001 - \$15,000		None (or less than \$201)
255	CACI International (CACI)	N/A	\$1,001 - \$15,000		None (or less than \$201)
256	CalAtlantic (CAA)	N/A	\$1,001 - \$15,000		None (or less than \$201)
257	Callon Petroleum (CPE)	N/A	\$1,001 - \$15,000		None (or less than \$201)
258	Cardtronics (CATM)	N/A	\$1,001 - \$15,000		None (or less than \$201)
259	Carrzo (CRZO)	N/A	\$1,001 - \$15,000		None (or less than \$201)
260	Chemical Financial (CHFC)	N/A	\$1,001 - \$15,000		None (or less than \$201)
261	Chesapeake Utility (CPK)	N/A	\$1,001 - \$15,000		None (or less than \$201)
262	Cinemark (CNK)	N/A	\$1,001 - \$15,000		None (or less than \$201)
263	Cirrus Logic (CRUS)	N/A	\$1,001 - \$15,000		None (or less than \$201)
264	Coherent (COHR)	N/A	\$1,001 - \$15,000	Dividends Capital Gains	\$201 - \$1,000
265	Colony Starwood Homes (SFR)	N/A	\$1,001 - \$15,000		None (or less than \$201)

#	DESCRIPTION	EIF	VALUE	INCOME TYPE	INCOME AMOUNT
266	Columbia Property Trust (CXP)	N/A	\$1,001 - \$15,000		None (or less than \$201)
267	Delek US Holdings (DK)	N/A	\$1,001 - \$15,000		None (or less than \$201)
268	Dupont Fabros Technology (DFT)	N/A	\$1,001 - \$15,000		None (or less than \$201)
269	Dycom Industries (DY)	N/A	\$1,001 - \$15,000		None (or less than \$201)
270	EPR Properties (EPR)	N/A	\$1,001 - \$15,000		None (or less than \$201)
271	Eagle Bancorp (EGBN)	N/A	\$1,001 - \$15,000		None (or less than \$201)
272	Electronics For Imaging (EFII)	N/A	\$1,001 - \$15,000		None (or less than \$201)
273	Emcor (EME)	N/A	\$1,001 - \$15,000		None (or less than \$201)
274	Emergent Biosolutions (EBS)	N/A	\$1,001 - \$15,000		None (or less than \$201)
275	Enersys (ENS)	N/A	\$1,001 - \$15,000		None (or less than \$201)
276	Entegris (ENTG)	N/A	\$1,001 - \$15,000		None (or less than \$201)
277	Euronet Worldwide (EEFT)	N/A	\$1,001 - \$15,000		None (or less than \$201)
278	FNB Corp (FNB)	N/A	\$1,001 - \$15,000		None (or less than \$201)
279	FCB Financial (FCB)	N/A	\$1,001 - \$15,000		None (or less than \$201)
280	Fabrinet (FN)	N/A	\$1,001 - \$15,000		None (or less than \$201)
281	First Interstate Bancsystem (FIBK)	N/A	\$1,001 - \$15,000		None (or less than \$201)

#	DESCRIPTION	EIF	VALUE	INCOME TYPE	INCOME AMOUNT
282	Gigamon (GIMO)	N/A	\$1,001 - \$15,000		None (or less than \$201)
283	Globus Medical (GMED)	N/A	\$1,001 - \$15,000		None (or less than \$201)
284	Grand Canyon Education (LOPE)	N/A	\$1,001 - \$15,000		None (or less than \$201)
285	Granite Construction (GVA)	N/A	\$1,001 - \$15,000		None (or less than \$201)
286	Graphic Packaging (GPK)	N/A	\$1,001 - \$15,000		None (or less than \$201)
287	Great Western Bancorp (GWB)	N/A	\$1,001 - \$15,000		None (or less than \$201)
288	Gulfport Energy (GPOR)	N/A	\$1,001 - \$15,000		None (or less than \$201)
289	Helen of Troy LTD (HELE)	N/A	\$1,001 - \$15,000		None (or less than \$201)
290	Hilltop Holdings (HTH)	N/A	\$1,001 - \$15,000		None (or less than \$201)
291	Hope Bancorp (HOPE)	N/A	\$1,001 - \$15,000	Dividends Capital Gains	\$201 - \$1,000
292	Horace Mann Educators (HMN)	N/A	\$1,001 - \$15,000		None (or less than \$201)
293	Horizon Pharma (HZNP)	N/A	\$1,001 - \$15,000		None (or less than \$201)
294	Home Bancshares (HOMB)	N/A	\$1,001 - \$15,000		None (or less than \$201)
295	Huntsman (HUN)	N/A	\$1,001 - \$15,000	Dividends Capital Gains	\$201 - \$1,000
296	ICU Medical (ICUI)	N/A	\$1,001 - \$15,000		None (or less than \$201)
297	IDACorp (IDA)	N/A	\$1,001 - \$15,000		None (or less than \$201)

#	DESCRIPTION	EIF	VALUE	INCOME TYPE	INCOME AMOUNT
298	Integra Lifesciences (IART)	N/A	\$1,001 - \$15,000		None (or less than \$201)
299	Integrated Device Tech (IDTI)	N/A	\$1,001 - \$15,000		None (or less than \$201)
300	Iridium Communications (IRDM)	N/A	\$1,001 - \$15,000		None (or less than \$201)
301	J2 Global (JCOM)	N/A	\$1,001 - \$15,000	Dividends Capital Gains	\$201 - \$1,000
302	Kite Reality (KRG)	N/A	\$1,001 - \$15,000		None (or less than \$201)
303	Korn/Ferry Intl (KFY)	N/A	\$1,001 - \$15,000		None (or less than \$201)
304	LCI Inds (LCII)	N/A	\$1,001 - \$15,000		None (or less than \$201)
305	Masonite International (DOOR)	N/A	\$1,001 - \$15,000		None (or less than \$201)
306	Mastec (MTZ)	N/A	\$1,001 - \$15,000		None (or less than \$201)
307	Matson (MATX)	N/A	\$1,001 - \$15,000		None (or less than \$201)
308	Maximus (MMS)	N/A	\$1,001 - \$15,000		None (or less than \$201)
309	Maxlinear (MXL)	N/A	\$1,001 - \$15,000		None (or less than \$201)
310	Mercury Systems (MRCY)	N/A	\$1,001 - \$15,000		None (or less than \$201)
311	Merit Medical (MMSI)	N/A	\$1,001 - \$15,000		None (or less than \$201)
312	Methode Electronics (MEI)	N/A	\$1,001 - \$15,000		None (or less than \$201)
313	Microsemi (MSCC)	N/A	\$1,001 - \$15,000	Dividends Capital Gains	\$201 - \$1,000

#	DESCRIPTION	EIF	VALUE	INCOME TYPE	INCOME AMOUNT
314	Omnicell (OMCL)	N/A	\$1,001 - \$15,000		None (or less than \$201)
315	Orbital ATK (OA)	N/A	\$1,001 - \$15,000	Dividends Capital Gains	\$201 - \$1,000
316	Oxford Industries (OXM)	N/A	\$1,001 - \$15,000		None (or less than \$201)
317	Pebblebrook Hotel Trust (PEB)	N/A	\$1,001 - \$15,000		None (or less than \$201)
318	Primoris Services (PRIM)	N/A	\$1,001 - \$15,000		None (or less than \$201)
319	Radian Group (RDN)	N/A	\$1,001 - \$15,000		None (or less than \$201)
320	Ryman Hospitality (RHP)	N/A	\$1,001 - \$15,000		None (or less than \$201)
321	Sinclair Broadcast (SBGI)	N/A	\$1,001 - \$15,000	Dividends Capital Gains	\$201 - \$1,000
322	Skywest (SKYW)	N/A	\$1,001 - \$15,000		None (or less than \$201)
323	Stamps.com (STMP)	N/A	\$1,001 - \$15,000		None (or less than \$201)
324	Supernus Pharmaceuticals (SUPN)	N/A	\$1,001 - \$15,000		None (or less than \$201)
325	Swift Transportation (SWFT)	N/A	\$1,001 - \$15,000		None (or less than \$201)
326	SRC Energy Inc. (SRCI)	N/A	\$1,001 - \$15,000		None (or less than \$201)
327	Thor Industries (THO)	N/A	\$1,001 - \$15,000		None (or less than \$201)
328	Tri Pointe Group (TPH)	N/A	\$1,001 - \$15,000		None (or less than \$201)
329	Trinseo (TSE)	N/A	\$1,001 - \$15,000	Dividends Capital Gains	\$201 - \$1,000

#	DESCRIPTION	EIF	VALUE	INCOME TYPE	INCOME AMOUNT
330	Umpqua Holdings (UMPQ)	N/A	\$1,001 - \$15,000		None (or less than \$201)
331	US Concrete (USCR)	N/A	\$1,001 - \$15,000		None (or less than \$201)
332	Web.com (WEB)	N/A	\$1,001 - \$15,000		None (or less than \$201)
333	Wesbanco (WSBC)	N/A	\$1,001 - \$15,000		None (or less than \$201)
334	Western Alliance Bancorporation (WAL)	N/A	\$1,001 - \$15,000		None (or less than \$201)
335	Wintrust Financial (WTFC)	N/A	\$1,001 - \$15,000		None (or less than \$201)
336	Wolverine Worldwide (WWW)	N/A	\$1,001 - \$15,000		None (or less than \$201)
337	Xperi Corp (XPER)	N/A	\$1,001 - \$15,000		None (or less than \$201)
338	AIA Group LTD ADR (AAGIY)	N/A	\$1,001 - \$15,000		None (or less than \$201)
339	AIR Liquide ADR (AIQUY)	N/A	\$1,001 - \$15,000		None (or less than \$201)
340	Alfa Laval ADR (ALFVY)	N/A	\$1,001 - \$15,000		None (or less than \$201)
341	Aspen Pharmacare ADR (APNHY)	N/A	\$1,001 - \$15,000		None (or less than \$201)
342	Atlas Copco ADR (ATLKY)	N/A	\$1,001 - \$15,000		None (or less than \$201)
343	BBA Aviation ADR (BBAVY)	N/A	\$1,001 - \$15,000		None (or less than \$201)
344	Baidu ADR (BIDU)	N/A	\$1,001 - \$15,000		None (or less than \$201)
345	Banco Bilbao Vizcaya (BBVA)	N/A	\$1,001 - \$15,000	Dividends	\$201 - \$1,000

#	DESCRIPTION	EIF	VALUE	INCOME TYPE	INCOME AMOUNT
346	Bayer ADR (BAYRY)	N/A	\$1,001 - \$15,000		None (or less than \$201)
347	Bayerische Motoren Werki ADR (BMWYY)	N/A	\$1,001 - \$15,000		None (or less than \$201)
348	Bunge Limited (BG)	N/A	\$1,001 - \$15,000		None (or less than \$201)
349	CSL LTD ADR (CSLLY)	N/A	\$1,001 - \$15,000		None (or less than \$201)
350	Canadian National Railway (CNI)	N/A	\$1,001 - \$15,000		None (or less than \$201)
351	Check Point Software Technologies (CHKP)	N/A	\$1,001 - \$15,000		None (or less than \$201)
352	DBS Group Hldgs LTD ADR (DBSDY)	N/A	\$1,001 - \$15,000		None (or less than \$201)
353	Dassault Systems ADR (DASTY)	N/A	\$1,001 - \$15,000		None (or less than \$201)
354	Fresenius Medical Care ADR (FMS)	N/A	\$1,001 - \$15,000		None (or less than \$201)
355	Fuchs Petrolub SE ADR (FUPBY)	N/A	\$1,001 - \$15,000		None (or less than \$201)
356	Grifols SA ADR (GRFS)	N/A	\$1,001 - \$15,000		None (or less than \$201)
357	Grupo Televisa SA (TV)	N/A	\$1,001 - \$15,000		None (or less than \$201)
358	Grupo Financiero Banorte (GBOOY)	N/A	\$1,001 - \$15,000		None (or less than \$201)
359	Tutor Perini Corp (TPC)	N/A	None (or less than \$1,001)	Dividends Capital Gains	\$201 - \$1,000
360	ICIC Bank Limited ADR (IBN)	N/A	\$1,001 - \$15,000		None (or less than \$201)
361	Itau Unibanco Holdings ADR (ITUB)	N/A	\$1,001 - \$15,000		None (or less than \$201)

#	DESCRIPTION	EIF	VALUE	INCOME TYPE	INCOME AMOUNT
362	JGC Corp ADR (JGCCY)	N/A	\$1,001 - \$15,000		None (or less than \$201)
363	Kubota Corp ADR (KUBTY)	N/A	\$1,001 - \$15,000		None (or less than \$201)
364	L'OREAL Company ADR (LRLCY)	N/A	\$1,001 - \$15,000		None (or less than \$201)
365	LVMH Moet Hennessy Luis Vuitton ADR (LVMUY)	N/A	\$1,001 - \$15,000	Dividends	\$201 - \$1,000
366	Linde AG ADR (LNEGY)	N/A	\$1,001 - \$15,000		None (or less than \$201)
367	Mitsubishi Estate ADR (MITEY)	N/A	\$1,001 - \$15,000		None (or less than \$201)
368	Monotaro Co LTD Osaka ADR (MONOY)	N/A	\$1,001 - \$15,000		None (or less than \$201)
369	Naspers LTD ADR (NPSNY)	N/A	\$1,001 - \$15,000		None (or less than \$201)
370	Nestle SA ADR (NSRGY)	N/A	\$1,001 - \$15,000		None (or less than \$201)
371	Park24 Company LTD ADR (PKCOY)	N/A	\$1,001 - \$15,000		None (or less than \$201)
372	Roche Holdings Limited ADR (RHHBY)	N/A	\$1,001 - \$15,000		None (or less than \$201)
373	Royal Dutch Shell ADR (RDSA)	N/A	\$1,001 - \$15,000	Dividends	\$201 - \$1,000
374	Sasol Limited ADR (SSL)	N/A	\$1,001 - \$15,000		None (or less than \$201)
375	Sonova Holdings ADR (SONVY)	N/A	\$1,001 - \$15,000		None (or less than \$201)
376	Symrise AG ADR (SYIEY)	N/A	\$1,001 - \$15,000		None (or less than \$201)
377	Sysmex ADR (SSMXY)	N/A	\$1,001 - \$15,000		None (or less than \$201)

#	DESCRIPTION	EIF	VALUE	INCOME TYPE	INCOME AMOUNT
378	Taiwan Semiconductor ADR (TSM)	N/A	\$1,001 - \$15,000		None (or less than \$201)
379	Tenaris ADR (TS)	N/A	\$1,001 - \$15,000		None (or less than \$201)
380	Turkiye Garanti Bankasi (TKGBY)	N/A	\$1,001 - \$15,000		None (or less than \$201)
381	WPP PLC ADR (WPPGY)	N/A	\$1,001 - \$15,000		None (or less than \$201)
382	Nexstar Media Group (NXST)	N/A	\$1,001 - \$15,000		None (or less than \$201)
383	Cynosure Class A (C9S.DE)	N/A	None (or less than \$1,001)	Dividends Capital Gains	\$201 - \$1,000
384	Kate Spade & Company (KATE)	N/A	None (or less than \$1,001)	Dividends Capital Gains	\$201 - \$1,000
385	VCA Inc (WOOF)	N/A	\$1,001 - \$15,000	Dividends Capital Gains	\$201 - \$1,000
386	Forum Energy Techs (FET)	N/A	None (or less than \$1,001)	Dividends Capital Gains	\$201 - \$1,000
387	FirstMerit Corp (FMER.DE)	N/A	None (or less than \$1,001)	Dividends Capital Gains	\$201 - \$1,000
388	Meritage Homes (MTH)	N/A	None (or less than \$1,001)	Dividends Capital Gains	\$201 - \$1,000
389	Brunswick Corp (BC)	N/A	None (or less than \$1,001)	Dividends Capital Gains	\$201 - \$1,000
390	Synaptics Inc (SYNA)	N/A	None (or less than \$1,001)	Dividends Capital Gains	\$201 - \$1,000
391	Allele Inc (ALE)	N/A	\$1,001 - \$15,000	Dividends Capital Gains	\$201 - \$1,000
392	Wabash National Corp (WNC)	N/A	None (or less than \$1,001)	Dividends Capital Gains	\$201 - \$1,000
393	Littelfuse Inc (LFUS)	N/A	None (or less than \$1,001)	Dividends Capital Gains	\$201 - \$1,000

#	DESCRIPTION	EIF	VALUE	INCOME TYPE	INCOME AMOUNT
394	PrivateBancorp (PVTB)	N/A	None (or less than \$1,001)	Dividends Capital Gains	\$201 - \$1,000
395	Summit Hotel PPTYS (INN)	N/A	None (or less than \$1,001)	Dividends Capital Gains	\$201 - \$1,000
396	Air Methods Corp (AIRM)	N/A	None (or less than \$1,001)	Dividends Capital Gains	\$201 - \$1,000
397	TrueBlue Inc (TBI)	N/A	None (or less than \$1,001)	Dividends Capital Gains	\$201 - \$1,000
398	PennyMac Mortgage (PMT)	N/A	None (or less than \$1,001)	Dividends Capital Gains	\$201 - \$1,000
399	Headwaters Inc (HW)	N/A	None (or less than \$1,001)	Dividends Capital Gains	\$201 - \$1,000
400	Red Robin Gourmet Burgers (RRGB)	N/A	None (or less than \$1,001)	Dividends Capital Gains	\$201 - \$1,000
401	Wellcare Healthplans (WCG)	N/A	None (or less than \$1,001)	Dividends Capital Gains	\$201 - \$1,000
402	LA-Z-Boy Inc (LZB)	N/A	None (or less than \$1,001)	Dividends Capital Gains	\$201 - \$1,000
403	AMAG Pharmaceuticals (AMAG)	N/A	None (or less than \$1,001)	Dividends Capital Gains	\$201 - \$1,000
404	Lakeland Financial (LKFN)	N/A	None (or less than \$1,001)	Dividends Capital Gains	\$201 - \$1,000
405	Parsley Energy (PE)	N/A	None (or less than \$1,001)	Dividends Capital Gains	\$201 - \$1,000
406	Euronet Worldwide (EFTT)	N/A	None (or less than \$1,001)	Dividends Capital Gains	\$201 - \$1,000
407	CNO Financial (CNO)	N/A	None (or less than \$1,001)	Dividends Capital Gains	\$201 - \$1,000
408	Molina Healthcare (MOH)	N/A	None (or less than \$1,001)	Dividends Capital Gains	\$201 - \$1,000
409	Lithia Motors (LAD)	N/A	None (or less than \$1,001)	Dividends Capital Gains	\$201 - \$1,000

#	DESCRIPTION	EIF	VALUE	INCOME TYPE	INCOME AMOUNT
410	FitBit Inc (FIT)	N/A	None (or less than \$1,001)	Dividends Capital Gains	\$201 - \$1,000
411	Madden Steven Limited (SHOO)	N/A	None (or less than \$1,001)	Dividends Capital Gains	\$201 - \$1,000
412	Steris (STE)	N/A	None (or less than \$1,001)	Dividends Capital Gains	\$201 - \$1,000
413	Brandywine Realty (BDN)	N/A	None (or less than \$1,001)	Dividends Capital Gains	\$201 - \$1,000
414	Team Health Holdings (TMH.DE)	N/A	None (or less than \$1,001)	Dividends Capital Gains	\$201 - \$1,000
415	Thor Industries (THO)	N/A	None (or less than \$1,001)	Dividends Capital Gains	\$201 - \$1,000
416	Texas Roadhouse (TXRH)	N/A	None (or less than \$1,001)	Dividends Capital Gains	\$201 - \$1,000
417	New Jersey Resources Corp (NJR)	N/A	None (or less than \$1,001)	Dividends Capital Gains	\$201 - \$1,000
418	Banc of California (BANC)	N/A	None (or less than \$1,001)	Dividends Capital Gains	\$201 - \$1,000
419	Tenneco (TEN)	N/A	None (or less than \$1,001)	Dividends Capital Gains	\$201 - \$1,000
420	Aptevo Therapeutics (APVO)	N/A	None (or less than \$1,001)	Dividends Capital Gains	\$201 - \$1,000
421	Miller Herman Inc (MLHR)	N/A	None (or less than \$1,001)	Dividends Capital Gains	\$201 - \$1,000
422	Depomed (DEPO)	N/A	None (or less than \$1,001)	Dividends Capital Gains	\$201 - \$1,000
423	Steelcase (SCS)	N/A	None (or less than \$1,001)	Dividends Capital Gains	\$201 - \$1,000
424	Super Micro Computer (SMCI)	N/A	None (or less than \$1,001)	Dividends Capital Gains	\$201 - \$1,000
425	AZZ Inc (AZZ)	N/A	None (or less than \$1,001)	Dividends Capital Gains	\$201 - \$1,000

#	DESCRIPTION	EIF	VALUE	INCOME TYPE	INCOME AMOUNT
426	Drew Industries	N/A	None (or less than \$1,001)	Dividends Capital Gains	\$201 - \$1,000

7. Transactions

(N/A) - Not required for this type of report

8. Liabilities

#	CREDITOR NAME	TYPE	AMOUNT	YEAR INCURRED	RATE	TERM
1	Goldman Sachs Bank	Mortgage on Personal Residence	\$1,000,001 - \$5,000,000	2013	2.60%	30 Years

9. Gifts and Travel Reimbursements

(N/A) - Not required for this type of report

Endnotes

PART	#	ENDNOTE
2.	7.1	Consists entirely of Boeing Company stock.
2.	7.4	Divested subsequent to filing.
2.	8.1	Consists entirely of Boeing Company stock.

Summary of Contents

1. Filer's Positions Held Outside United States Government

Part 1 discloses positions that the filer held at any time during the reporting period (excluding positions with the United States Government). Positions are reportable even if the filer did not receive compensation.

This section does not include the following: (1) positions with religious, social, fraternal, or political organizations; (2) positions solely of an honorary nature; (3) positions held as part of the filer's official duties with the United States Government; (4) mere membership in an organization; and (5) passive investment interests as a limited partner or non-managing member of a limited liability company.

2. Filer's Employment Assets & Income and Retirement Accounts

Part 2 discloses the following:

- Sources of earned and other non-investment income of the filer totaling more than \$200 during the reporting period (e.g., salary, fees, partnership share, honoraria, scholarships, and prizes)
- Assets related to the filer's business, employment, or other income-generating activities that (1) ended the reporting period with a value greater than \$1,000 or (2) produced more than \$200 in income during the reporting period (e.g., equity in business or partnership, stock options, retirement plans/accounts and their underlying holdings as appropriate, deferred compensation, and intellectual property, such as book deals and patents)

This section does not include assets or income from United States Government employment or assets that were acquired separately from the filer's business, employment, or other income-generating activities (e.g., assets purchased through a brokerage account). Note: The type of income is not required if the amount of income is \$0 - \$200 or if the asset qualifies as an excepted investment fund (EIF).

3. Filer's Employment Agreements and Arrangements

Part 3 discloses agreements or arrangements that the filer had during the reporting period with an employer or former employer (except the United States Government), such as the following:

- Future employment
- Leave of absence
- Continuing payments from an employer, including severance and payments not yet received for previous work (excluding ordinary salary from a current employer)
- Continuing participation in an employee welfare, retirement, or other benefit plan, such as pensions or a deferred compensation plan
- Retention or disposition of employer-awarded equity, sharing in profits or carried interests (e.g., vested and unvested stock options, restricted stock, future share of a company's profits, etc.)

4. Filer's Sources of Compensation Exceeding \$5,000 in a Year

Part 4 discloses sources (except the United States Government) that paid more than \$5,000 in a calendar year for the filer's services during any year of the reporting period.

The filer discloses payments both from employers and from any clients to whom the filer personally provided services. The filer discloses a source even if the source made its payment to the filer's employer and not to the filer. The filer does not disclose a client's payment to the filer's employer if the filer did not provide the services for which the client is paying.

5. Spouse's Employment Assets & Income and Retirement Accounts

Part 5 discloses the following:

- Sources of earned income (excluding honoraria) for the filer's spouse totaling more than \$1,000 during the reporting period (e.g., salary, consulting fees, and partnership share)
- Sources of honoraria for the filer's spouse greater than \$200 during the reporting period
- Assets related to the filer's spouse's employment, business activities, other income-generating activities that (1) ended the reporting period with a value greater than \$1,000 or (2) produced more than \$200 in income during the reporting period (e.g., equity in business or partnership, stock options, retirement plans/accounts and their underlying holdings as appropriate, deferred compensation, and intellectual property, such as book deals and patents)

This section does not include assets or income from United States Government employment or assets that were acquired separately from the filer's spouse's business, employment, or other income-generating activities (e.g., assets purchased through a brokerage account). Note: The type of income is not required if the amount of income is \$0 - \$200 or if the asset qualifies as an excepted investment fund (EIF). Amounts of income are not required for a spouse's earned income (excluding honoraria).

6. Other Assets and Income

Part 6 discloses each asset, not already reported, that (1) ended the reporting period with a value greater than \$1,000 or (2) produced more than \$200 in investment income during the reporting period. For purposes of the value and income thresholds, the filer aggregates the filer's interests with those of the filer's spouse and dependent children.

This section does not include the following types of assets: (1) a personal residence (unless it was rented out during the reporting period); (2) income or retirement benefits associated with United States Government employment (e.g., Thrift Savings Plan); and (3) cash accounts (e.g., checking, savings, money market accounts) at a single financial institution with a value of \$5,000 or less (unless more than \$200 of income was produced). Additional exceptions apply. Note: The type of income is not required if the amount of income is \$0 - \$200 or if the asset qualifies as an excepted investment fund (EIF).

7. Transactions

Part 7 discloses purchases, sales, or exchanges of real property or securities in excess of \$1,000 made on behalf of the filer, the filer's spouse or dependent child during reporting period.

This section does not include transactions that concern the following: (1) a personal residence, unless rented out; (2) cash accounts (e.g., checking, savings, CDs, money market accounts) and money market mutual funds; (3) Treasury bills, bonds, and notes; and (4) holdings within a federal Thrift Savings Plan account. Additional exceptions apply.

8. Liabilities

Part 8 discloses liabilities over \$10,000 that the filer, the filer's spouse or dependent child owed at any time during the reporting period.

This section does not include the following types of liabilities: (1) mortgages on a personal residence, unless rented out (limitations apply for PAS filers); (2) loans secured by a personal motor vehicle, household furniture, or appliances, unless the loan exceeds the item's purchase price; and (3) revolving charge accounts, such as credit card balances, if the outstanding liability did not exceed \$10,000 at the end of the reporting period. Additional exceptions apply.

9. Gifts and Travel Reimbursements

This section discloses:

- Gifts totaling more than \$375 that the filer, the filer's spouse, and dependent children received from any one source during the reporting period.
- Travel reimbursements totaling more than \$375 that the filer, the filer's spouse, and dependent children received from any one source during the reporting period.

For purposes of this section, the filer need not aggregate any gift or travel reimbursement with a value of \$150 or less. Regardless of the value, this section does not include the following items: (1) anything received from relatives; (2) anything received from the United States Government or from the District of Columbia, state, or local governments; (3) bequests and other forms of inheritance; (4) gifts and travel reimbursements given to the filer's agency in connection with the filer's official travel; (5) gifts of hospitality (food, lodging, entertainment) at the donor's residence or personal premises; and (6) anything received by the filer's spouse or dependent children totally independent of their relationship to the filer. Additional exceptions apply.

Privacy Act Statement

Title I of the Ethics in Government Act of 1978, as amended (the Act), 5 U.S.C. app. § 101 et seq., as amended by the Stop Trading on Congressional Knowledge Act of 2012 (Pub. L. 112-105) (STOCK Act), and 5 C.F.R. Part 2634 of the U. S. Office of Government Ethics regulations require the reporting of this information. The primary use of the information on this report is for review by Government officials to determine compliance with applicable Federal laws and regulations. This report may also be disclosed upon request to any requesting person in accordance with sections 105 and 402(b)(1) of the Act or as otherwise authorized by law. You may inspect applications for public access of your own form upon request. Additional disclosures of the information on this report may be made: (1) to any requesting person, subject to the limitation contained in section 208(d)(1) of title 18, any determination granting an exemption pursuant to sections 208(b)(1) and 208(b)(3) of title 18; (2) to a Federal, State, or local law enforcement agency if the disclosing agency becomes aware of violations or potential violations of law or regulation; (3) to another Federal agency, court or party in a court or Federal administrative proceeding when the Government is a party or in order to comply with a judge-issued subpoena; (4) to a source when necessary to obtain information relevant to a conflict of interest investigation or determination; (5) to the National Archives and Records Administration or the General Services Administration in records management inspections; (6) to the Office of Management and Budget during legislative coordination on private relief legislation; (7) to the Department of Justice or in certain legal proceedings when the disclosing agency, an employee of the disclosing agency, or the United States is a party to litigation or has an interest in the litigation and the use of such records is deemed relevant and necessary to the litigation; (8) to reviewing officials in a new office, department or agency when an employee transfers or is detailed from one covered position to another; (9) to a Member of Congress or a congressional office in response to an inquiry made on behalf of an individual who is the subject of the record; (10) to contractors and other non-Government employees working on a contract, service or assignment for the Federal Government when necessary to accomplish a function related to an OGE Government-wide system of records; and (11) on the OGE Website and to any person, department or agency, any written ethics agreement filed with OGE by an individual nominated by the President to a position requiring Senate confirmation. See also the OGE/GOVT-1 executive branch-wide Privacy Act system of records.

Public Burden Information

This collection of information is estimated to take an average of three hours per response, including time for reviewing the instructions, gathering the data needed, and completing the form. Send comments regarding the burden estimate or any other aspect of this collection of information, including suggestions for reducing this burden, to the Program Counsel, U.S. Office of Government Ethics (OGE), Suite 500, 1201 New York Avenue, NW., Washington, DC 20005-3917.

Pursuant to the Paperwork Reduction Act, as amended, an agency may not conduct or sponsor, and no person is required to respond to, a collection of information unless it displays a currently valid OMB control number (that number, 3209-0001, is displayed here and at the top of the first page of this OGE Form 278e).
